

alpha 1 Antichymotrypsin / AACT antibody



Catalog Number: 107861

Product name

alpha 1 Antichymotrypsin / AACT antibody

IHC: 1:20-1:200

Specificity

Human; other species not tested.

Antibody description

alpha 1 Antichymotrypsin / AACT Rabbit Polyclonal antibody. Positive WB detected in human blood tissue, COLO 320 cells, human colon tissue. Positive IHC detected in human liver tissue, human spleen tissue. Observed molecular weight by Western-blot: 44-70 kDa

Preparation

This antibody was obtained by immunization of alpha 1 Antichymotrypsin / AACT recombinant protein (Accession Number: NM_001384672). Purification method: Antigen affinity purified.

Formulation

PBS with 0.02% sodium azide and 50% glycerol pH 7.3.

Storage

Store at -20°C. DO NOT ALIQUOT

Clonality

Polyclonal

Ig Type

Rabbit IgG

Applications


ELISA, IHC, WB

Dilutions

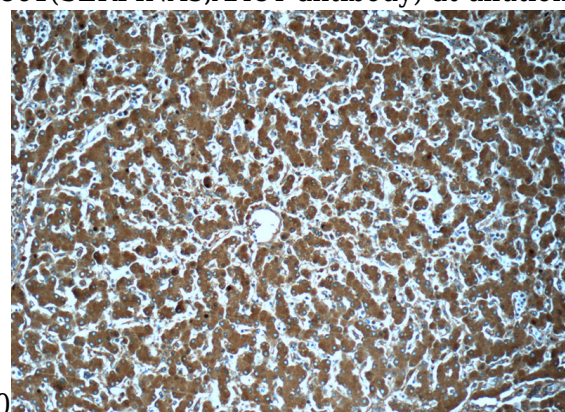
Recommended Dilution:

WB: 1:200-1:2000

Validations

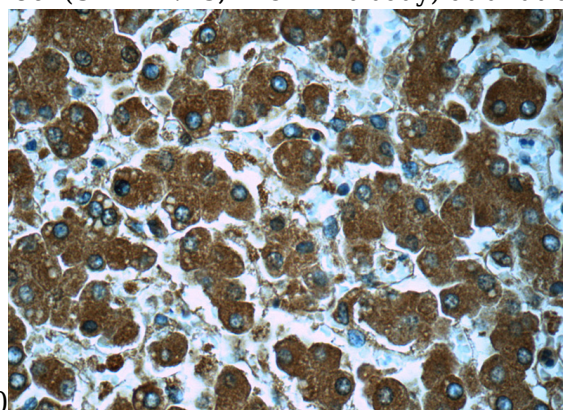


human blood tissue were subjected to SDS PAGE followed by western blot with Catalog No:107861(SERPINA3,AACT antibody) at dilution



of 1:500

Immunohistochemistry of paraffin-embedded human liver tissue slide using Catalog No:107861(SERPINA3,AACT Antibody) at dilution



of 1:50

Immunohistochemistry of paraffin-embedded human liver tissue slide using Catalog No:107861(SERPINA3,AACT Antibody) at dilution

alpha 1 Antichymotrypsin / AACT antibody



Catalog Number: 107861

of 1:50