

# Anti-TNFSF13 antibody



Catalog Number: 103461

## Product name

Anti-TNFSF13 antibody

## Specificity

Human APRIL/cd256

## Antibody description

Rabbit polyclonal to TNFSF13

## Preparation

Produced in rabbits immunized with a synthetic peptide corresponding to the C-terminus of the Human APRIL/cd256, and purified by antigen affinity chromatography.

## Formulation

0.2 µm filtered solution in PBS

## Storage

This antibody can be stored at 2°C-8°C for one month without detectable loss of activity. Antibody products are stable for twelve months from date of receipt when stored at -20°C to -80°C.

Preservative-Free.

Sodium azide is recommended to avoid contamination (final concentration 0.05%-0.1%). It is toxic to cells and should be disposed of properly. Avoid repeated freeze-thaw cycles.

## Clonality

Polyclonal

## Ig Type

Rabbit IgG

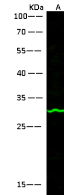
## Applications

WB, IHC-P

## Dilutions

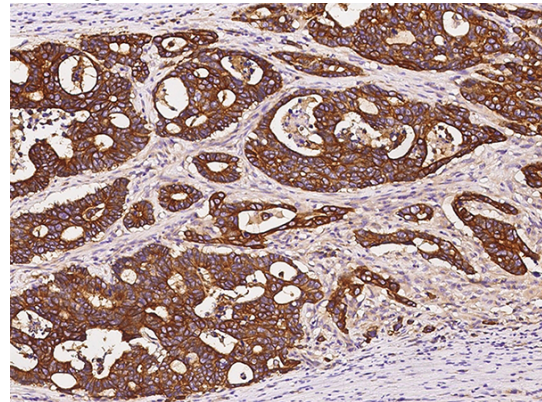
WB: 10-20 µg/ml

## Validations



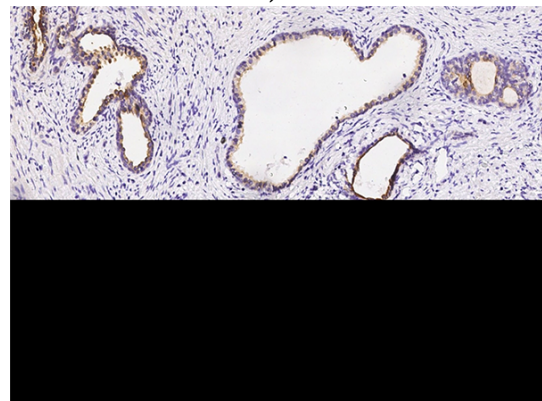
Lanes	A
Items	
Sample (whole cell lysate)	Jurkat
Sample Volume (µg/lane)	30
Gel	13% SDS-PAGE reducing gel
Recommended Concentration	10-20 µg/ml
Secondary Antibody	Dylight 800 labeled Antibody to Rabbit IgG (H+L), at 1:5000 dilution
	Developed using Odyssey imaging system.
Explanation	Predicted band size : 27 kDa Observed band size : 30 kDa

APRIL / cd256 Antibody, Rabbit PAb, Antigen Affinity Purified, Western blot



APRIL / cd256 Antibody, Rabbit PAb, Antigen Affinity Purified, Immunohistochemistry

Immunochemical staining of human cd256 in human colon carcinoma with rabbit polyclonal antibody (0.5 µg/mL, formalin-fixed paraffin embedded sections).



APRIL / cd256 Antibody, Rabbit PAb, Antigen

# Anti-TNFSF13 antibody



Catalog Number: 103461

---

Affinity Purified, Immunohistochemistry  
Immunochemical staining of human cd256 in

human prostate with rabbit polyclonal antibody  
(0.5 µg/mL, formalin-fixed paraffin embedded  
sections).