

APOA1 antibody

Catalog Number: 107061

Product name

APOA1 antibody

Specificity

Human; other species not tested.

Antibody description

APOA1 Mouse Monoclonal antibody. Positive WB detected in human plasma tissue. Positive IHC detected in human liver cancer tissue. Observed molecular weight by Western-blot: 26-28 kDa

Preparation

This antibody was obtained by immunization of APOA1 recombinant protein (Accession Number: NM_000039). Purification method: Protein A purified.

Formulation

PBS with 0.02% sodium azide and 50% glycerol pH 7.3.

Storage

Store at -20°C. DO NOT ALIQUOT

Clonality

Monoclonal

Ig Type

Mouse IgG2b

Applications

ELISA, WB, IHC


Dilutions

Recommended Dilution:

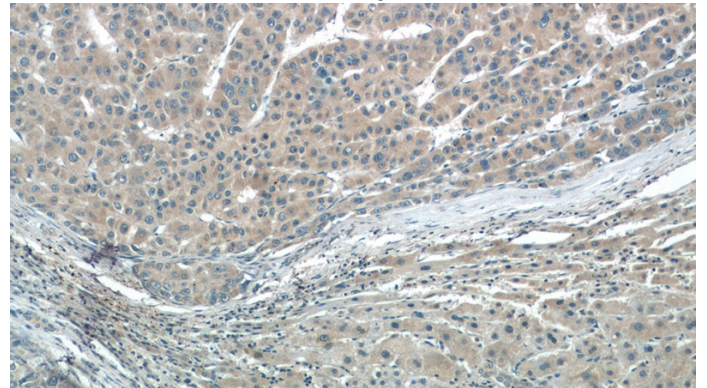
WB: 1:1000-1:10000

IHC: 1:20-1:200

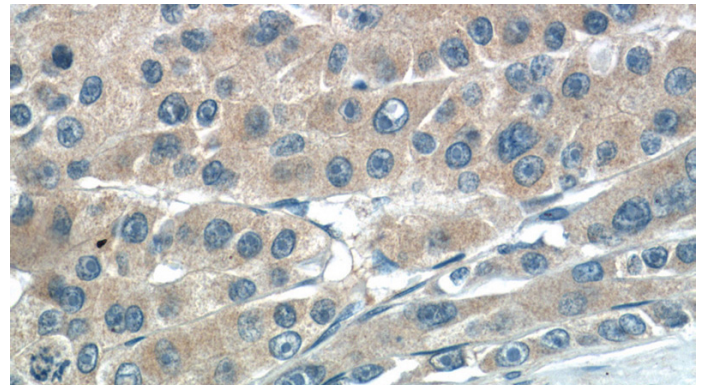
Validations



human plasma tissue were subjected to SDS PAGE followed by western blot with Catalog No:107061(APOA1 Antibody) at dilution of 1:2000



Immunohistochemistry of paraffin-embedded human liver cancer tissue slide using Catalog No:107061(APOA1 Antibody) at dilution of 1:50 (under 10x lens)



Immunohistochemistry of paraffin-embedded human liver cancer tissue slide using Catalog No:107061(APOA1 Antibody) at dilution of 1:50 (under 40x lens)