

RYK antibody

Catalog Number: 114951

Product name

RYK antibody

IHC: 1:20-1:200

IF: 1:20-1:200

Specificity

Human, Mouse, Rat; other species not tested.

Antibody description

RYK Rabbit Polyclonal antibody. Positive WB detected in Jurkat cells, mouse brain tissue, SH-SY5Y cells. Positive IF detected in SH-SY5Y cells. Positive IHC detected in human kidney tissue, human ovary tissue. Observed molecular weight by Western-blot: 67-75 kDa

Preparation

This antibody was obtained by immunization of RYK recombinant protein (Accession Number: NM_001005861). Purification method: Antigen affinity purified.

Formulation

PBS with 0.02% sodium azide and 50% glycerol pH 7.3.

Storage

Store at -20°C. DO NOT ALIQUOT

Clonality

Polyclonal

Ig Type

Rabbit IgG

Applications


ELISA, WB, IHC, IF

Dilutions

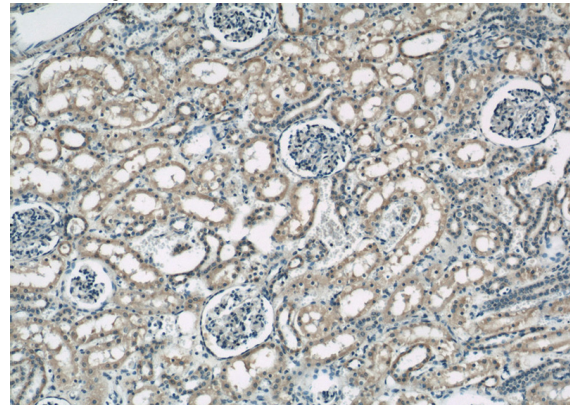
Recommended Dilution:

WB: 1:500-1:5000

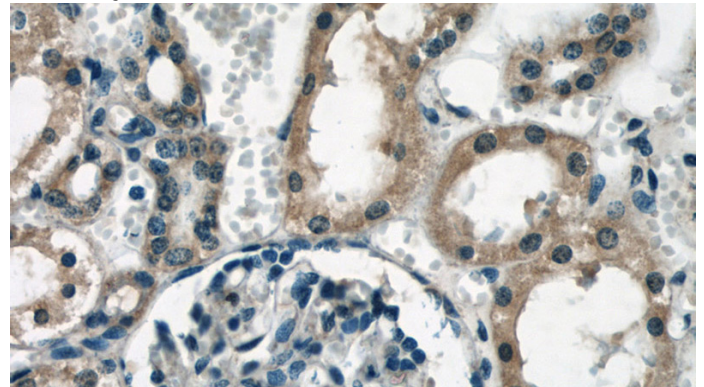
Validations



Jurkat cells were subjected to SDS PAGE followed by western blot with Catalog No:114951(RYK antibody) at dilution of 1:1000



Immunohistochemical of paraffin-embedded human kidney using Catalog No:114951(RYK antibody) at dilution of 1:50 (under 10x lens)

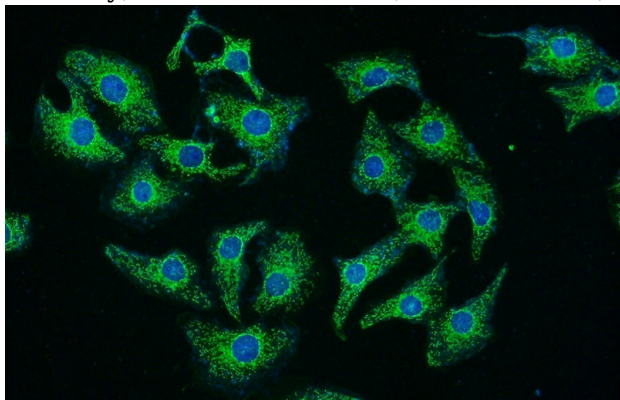


Immunohistochemical of paraffin-embedded human kidney using Catalog No:114951(RYK

RYK antibody

Catalog Number: 114951

antibody) at dilution of 1:50 (under 40x lens)



Immunofluorescent analysis of SH-SY5Y cells using Catalog No:114951(RYK Antibody) at dilution of 1:50 and Alexa Fluor 488-conjugated AffiniPure Goat Anti-Rabbit IgG(H+L)