

# BUB1 antibody

Catalog Number: 108551

## Product name

BUB1 antibody

## Specificity

Human, Mouse, Rat; other species not tested.

## Antibody description

BUB1 Rabbit Polyclonal antibody. Positive WB detected in HeLa cells, SGC-7901 cells. Positive IF detected in IMR-90 cells, MDCK cells. Observed molecular weight by Western-blot: 45 kDa

## Preparation

This antibody was obtained by immunization of BUB1 recombinant protein (Accession Number: NM\_004336). Purification method: Antigen affinity purified.

## Formulation

PBS with 0.1% sodium azide and 50% glycerol pH 7.3.

## Storage

Store at -20°C. DO NOT ALIQUOT

## Clonality

Polyclonal

## Ig Type

Rabbit IgG

## Applications

ELISA, IF, WB

## Dilutions

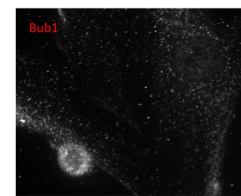
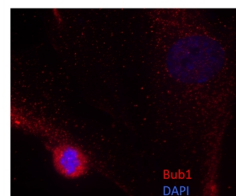

Recommended Dilution:

WB: 1:200-1:1000

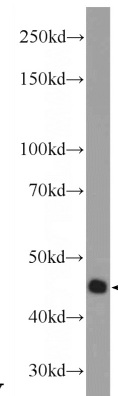
IF: N/A

## Validations

- Immunofluorescence results in IMR-90 cells
- Fixation: 4% PFA 10min RT
- Permeabilization: 0.3% Triton X – 10min RT
- Blocking: 5% Goat serum in 1xPBS
- 1:50 Bub1 Antibody dilution (O/N at 4C)
- 1:1000 Alexa 555 goat anti-rabbit



IF results of BUB1 antibody with IMR-90 cells by M.S. Grasiella Angelina Andriani Cristina Montagna Lab at Albert Einstein College of



Medicine-Bronx - NY.

HeLa cells were subjected to SDS PAGE followed by western blot with Catalog No:108551(BUB1 Antibody) at dilution of 1:600