

FBXO28 antibody

Catalog Number: 110551

Product name

FBXO28 antibody

IHC: 1:20-1:200

IF: 1:20-1:200

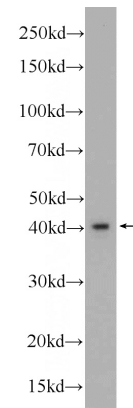
Specificity

Human; other species not tested.

Validations

Antibody description

FBXO28 Rabbit Polyclonal antibody. Positive IF detected in SH-SY5Y cells. Positive IHC detected in human kidney tissue, human breast cancer tissue. Positive WB detected in HeLa cells, PC-3 cells. Observed molecular weight by Western-blot: 42 kDa



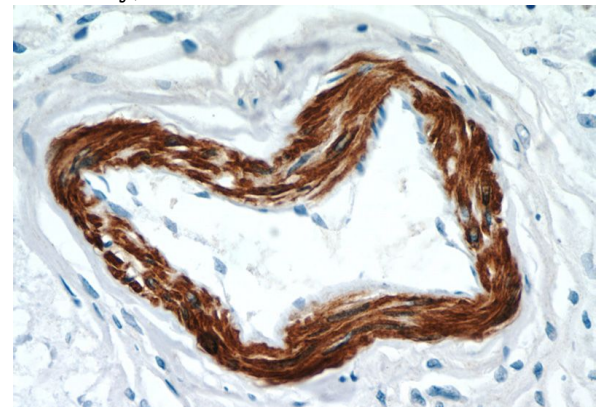
Preparation

This antibody was obtained by immunization of FBXO28 recombinant protein (Accession Number: NM_015176). Purification method: Antigen affinity purified.

HeLa cells were subjected to SDS PAGE followed by western blot with Catalog No:110551(FBXO28 Antibody) at dilution of 1:1000

Formulation

PBS with 0.1% sodium azide and 50% glycerol pH 7.3.



Storage

Store at -20°C. DO NOT ALIQUOT

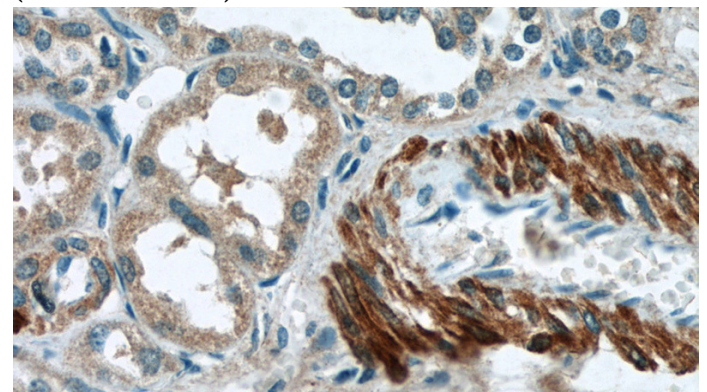
Clonality

Polyclonal

Immunohistochemistry of paraffin-embedded human breast cancer tissue slide using Catalog No:110551(FBXO28 Antibody) at dilution of 1:50 (under 40x lens)

Ig Type

Rabbit IgG



Applications

ELISA, WB, IHC, IF

Dilutions

Recommended Dilution:

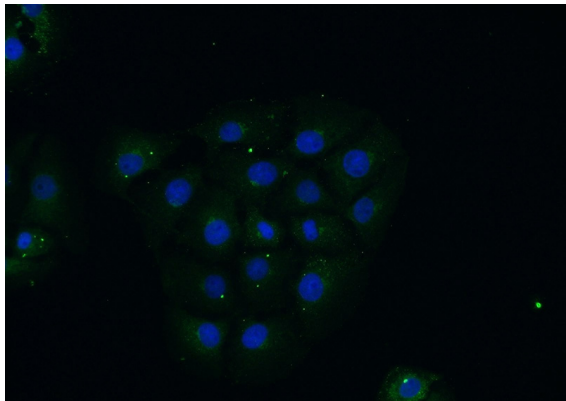
WB: 1:500-1:5000

Immunohistochemistry of paraffin-embedded

FBXO28 antibody

Catalog Number: 110551

human kidney tissue slide using Catalog No:110551(FBXO28 Antibody) at dilution of 1:50 (under 40x lens)



Immunofluorescent analysis of SH-SY5Y cells using Catalog No:110551(FBXO28 Antibody) at dilution of 1:50 and Alexa Fluor 488-conjugated AffiniPure Goat Anti-Rabbit IgG(H+L)