

CGB,hCG antibody

Catalog Number: 107151

Product name

CGB,hCG antibody

Specificity

Human; other species not tested.

Antibody description

CGB,hCG Mouse Monoclonal antibody. Positive IHC detected in human placenta tissue. Positive WB detected in Transfected HEK-293 cells.

Preparation

This antibody was obtained by immunization of CGB,hCG recombinant protein (Accession Number: NM_000737). Purification method: Protein A purified.

Formulation

PBS with 0.02% sodium azide and 50% glycerol pH 7.3.

Storage

Store at -20°C. DO NOT ALIQUOT

Clonality

Monoclonal

Ig Type

Mouse IgG2a

Applications

ELISA, WB, IHC

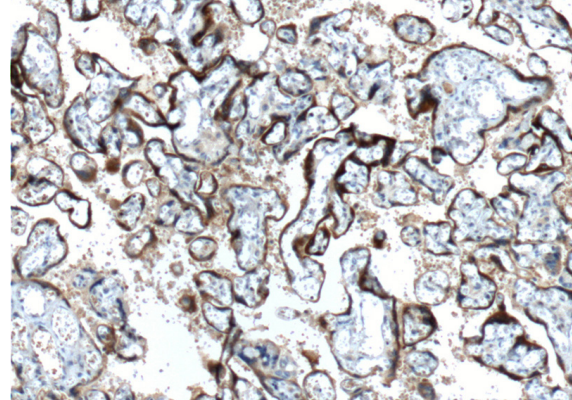
Dilutions

Recommended Dilution:

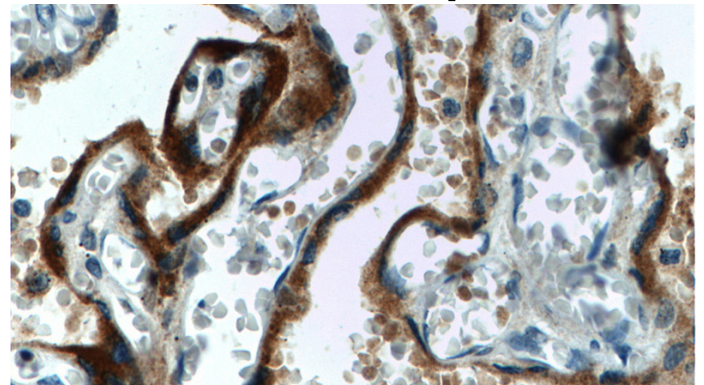
WB: 1:500-1:5000

IHC: 1:50-1:500

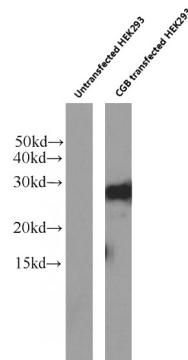
Validations



Immunohistochemistry of paraffin-embedded human placenta tissue slide using Catalog No:107151(CGB,hCG Antibody) at dilution of 1:1000 (under 10x lens). heat mediated antigen retrieved with Tris-EDTA buffer(pH9).



Immunohistochemistry of paraffin-embedded human placenta tissue slide using Catalog No:107151(CGB,hCG Antibody) at dilution of 1:1000 (under 40x lens). heat mediated antigen retrieved with Tris-EDTA buffer(pH9).



Transfected HEK-293 cells were subjected to SDS PAGE followed by western blot with (CGB,hCG

CGB,hCG antibody



Catalog Number: 107151

Antibody) at dilution of 1:1000