

# AIF antibody

Catalog Number: 107851

## Product name

AIF antibody

IP: 1:1000-1:10000

IHC: 1:20-1:200

## Specificity


Human, Mouse, Rat; other species not tested.

IF: 1:10-1:100

## Antibody description

AIF Rabbit Polyclonal antibody. Positive IHC detected in human kidney tissue. Positive IF detected in HepG2 cells. Positive IP detected in HeLa cells. Positive WB detected in Jurkat cells, A549 cells, HeLa cells, rat kidney tissue. Observed molecular weight by Western-blot: 67kd

## Validations



## Preparation

This antibody was obtained by immunization of AIF recombinant protein (Accession Number: NM\_145812). Purification method: Antigen affinity purified.

Jurkat cells were subjected to SDS PAGE followed by western blot with Catalog No:107851(AIF antibody) at dilution of 1:2000

## Formulation

PBS with 0.02% sodium azide and 50% glycerol pH 7.3.

## Storage

Store at -20°C. DO NOT ALIQUOT

## Clonality

Polyclonal

## Ig Type

Rabbit IgG

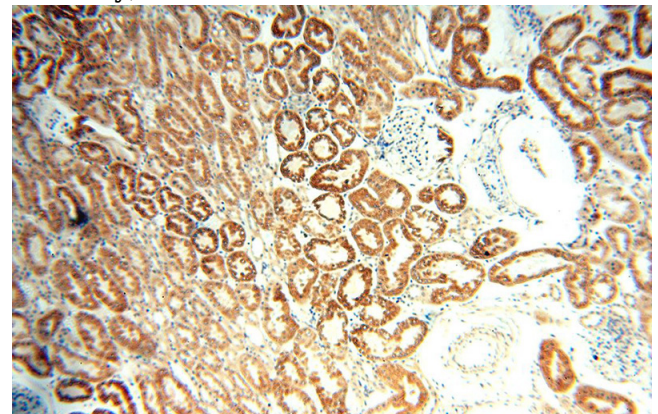
## Applications

ELISA, IHC, WB, IP, IF

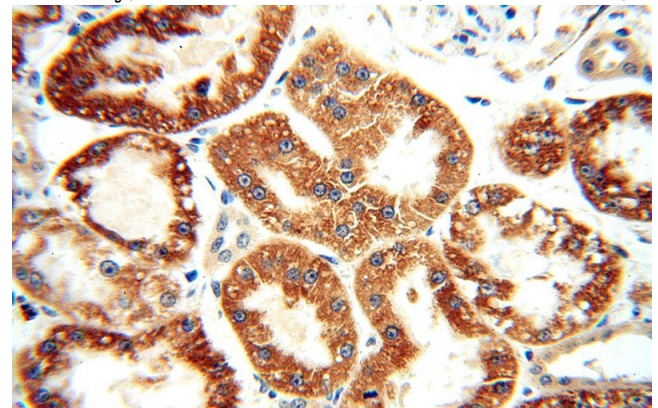
## Dilutions

Recommended Dilution:

WB: 1:1000-1:10000



Immunohistochemical of paraffin-embedded human kidney using Catalog No:107851(AIF antibody) at dilution of 1:100 (under 10x lens)

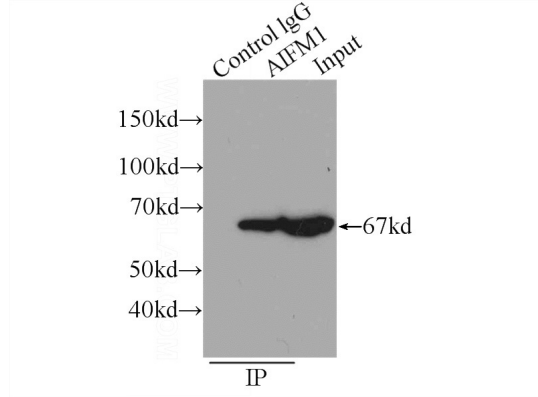



# AIF antibody

Catalog Number: 107851

---

Immunohistochemical of paraffin-embedded human kidney using Catalog No:107851(AIF antibody) at dilution of 1:100 (under 40x lens)



IP Result of anti-AIF (IP:Catalog No:107851, 3ug; Detection:Catalog No:107851 1:2000) with HeLa cells lysate 1320ug. 

Immunofluorescent analysis of HepG2 cells using Catalog No:107851(AIF Antibody) at dilution of 1:25 and Alexa Fluor 488-conjugated AffiniPure Goat Anti-Rabbit IgG(H+L)