

# CASC5 Polyclonal Antibody

Catalog Number: 161451

## Product name

CASC5 Polyclonal Antibody

## Specificity

Human, Rat

## Antibody description

Polyclonal antibody to CASC5

## Preparation

Antigen: Recombinant fusion protein containing a sequence corresponding to amino acids 1-300 of human CASC5 (NP\_733468.3).

## Formulation

PBS with 0.02% sodium azide, 50% glycerol, pH7.3.

## Storage

Store at -20°C. Avoid freeze / thaw cycles.

## Clonality

Polyclonal

## Ig Type

Rabbit IgG

## Applications

WB, IHC, IF

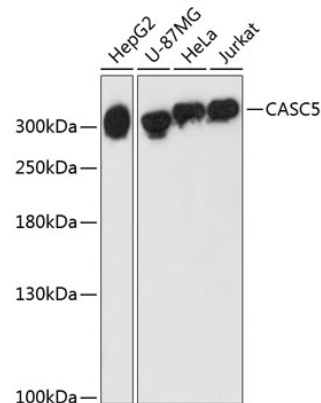
## Dilutions

WB 1:500 - 1:2000

IHC 1:50 - 1:100

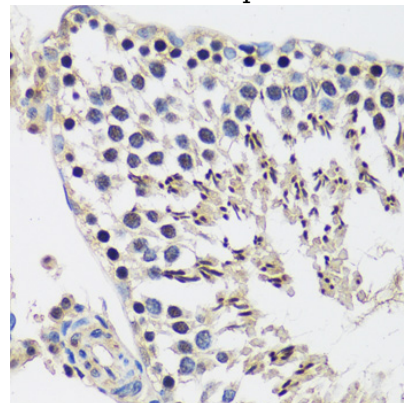
IF 1:50 - 1:100

## Validations



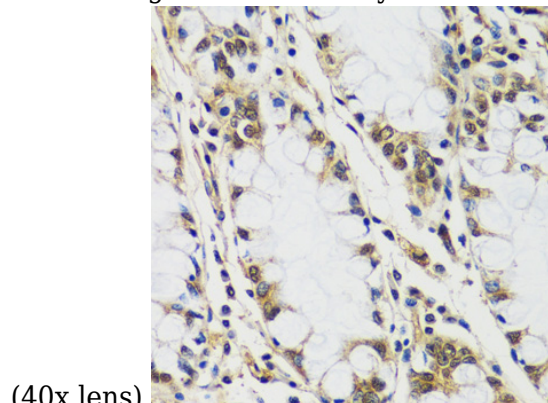
Western blot - CASC5 Polyclonal Antibody

Western blot analysis of extracts of various cell lines, using CASC5 antibody at 1:3000 dilution. Secondary antibody: HRP Goat Anti-Rabbit IgG (H+L) at 1:10000 dilution. Lysates/proteins: 25ug per lane. Blocking buffer: 3% nonfat dry milk in TBST. Detection: ECL Enhanced Kit. Exposure time: 90s.



Immunohistochemistry - CASC5 Polyclonal Antibody

Immunohistochemistry of paraffin-embedded rat testis using CASC5 antibody at dilution of 1:100



(40x lens).

# CASC5 Polyclonal Antibody



Catalog Number: 161451

---

Immunohistochemistry - CASC5 Polyclonal Antibody

Immunohistochemistry of paraffin-embedded human colon using CASC5 antibody at dilution of 1:100 (40x lens).