

# DOK3 antibody

Catalog Number: 110051

## Product name

DOK3 antibody

## Specificity

Human, Mouse, Rat; other species not tested.

## Antibody description

DOK3 Rabbit Polyclonal antibody. Positive IHC detected in human lymphoma tissue. Positive WB detected in Jurkat cells. Observed molecular weight by Western-blot: 53kd

## Preparation

This antibody was obtained by immunization of DOK3 recombinant protein (Accession Number: NM\_001375799). Purification method: Antigen affinity purified.

## Formulation

PBS with 0.02% sodium azide and 50% glycerol pH 7.3.

## Storage

Store at -20°C. DO NOT ALIQUOT

## Clonality

Polyclonal

## Ig Type

Rabbit IgG

## Applications

ELISA, WB, IHC

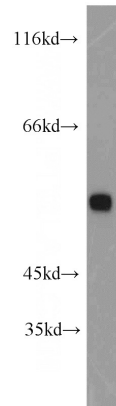
## Dilutions

Recommended Dilution:

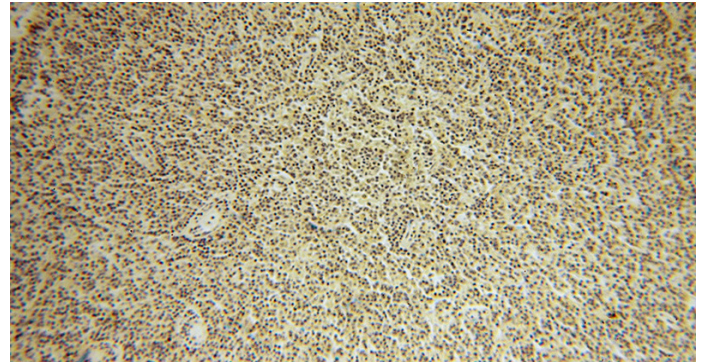
WB: 1:200-1:2000

IHC: 1:20-1:200

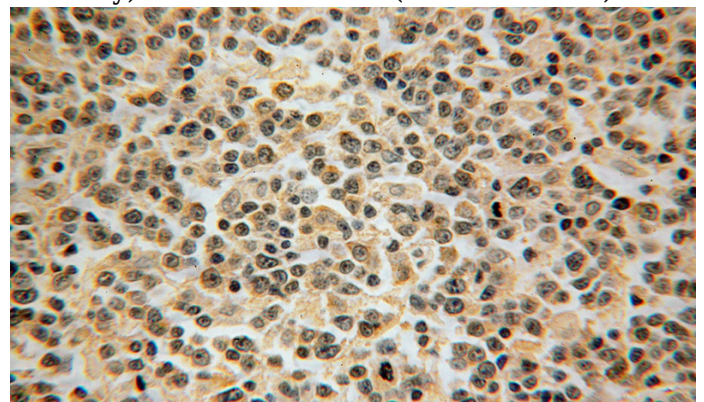
## Validations



Jurkat cells were subjected to SDS PAGE followed by western blot with Catalog No:110051(DOK3 antibody) at dilution of 1:800



Immunohistochemical of paraffin-embedded human lymphoma using Catalog No:110051(DOK3 antibody) at dilution of 1:50 (under 10x lens)



Immunohistochemical of paraffin-embedded human lymphoma using Catalog No:110051(DOK3 antibody) at dilution of 1:50 (under 40x lens)