

FNTB antibody

Catalog Number: 110741

Product name

FNTB antibody

IP: 1:500-1:5000

IHC: 1:20-1:200


Specificity

Human, Mouse, Rat; other species not tested.

Antibody description

FNTB Rabbit Polyclonal antibody. Positive IP detected in HeLa cells. Positive WB detected in HeLa cells. Positive IHC detected in human lymphoma tissue. Observed molecular weight by Western-blot: 49 kDa

Validations



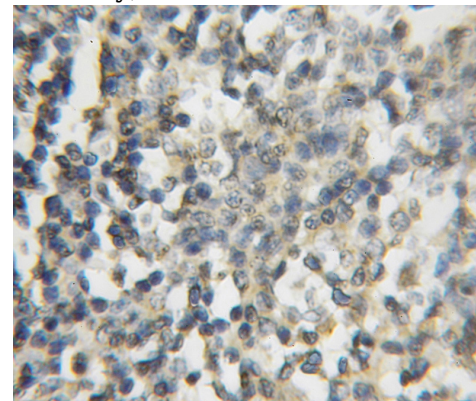
Preparation

This antibody was obtained by immunization of FNTB recombinant protein (Accession Number: NM_002028). Purification method: Antigen affinity purified.

HeLa cells were subjected to SDS PAGE followed by western blot with Catalog No:110741(FNTB antibody) at dilution of 1:500

Formulation

PBS with 0.1% sodium azide and 50% glycerol pH 7.3.



Storage

Store at -20°C. DO NOT ALIQUOT

Clonality

Polyclonal

Ig Type

Rabbit IgG

Applications

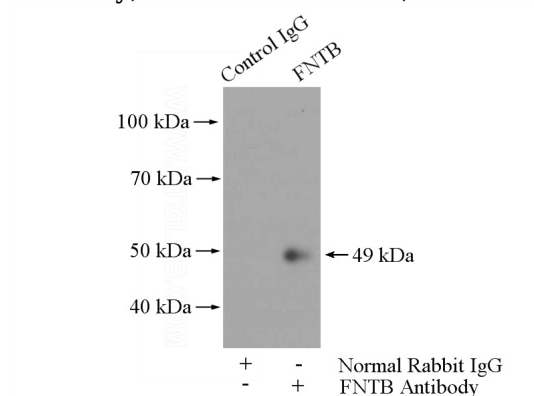
ELISA, WB, IHC, IP

Dilutions

Recommended Dilution:

WB: 1:500-1:5000

Immunohistochemical of paraffin-embedded human lymphoma using Catalog No:110741(FNTB antibody) at dilution of 1:50 (under 10x lens)



IP Result of anti-FNTB (IP:Catalog No:110741, 4ug; Detection:Catalog No:110741 1:1000) with

FNTB antibody



Catalog Number: 110741

HeLa cells lysate 800ug.