

Claudin 3 antibody

Catalog Number: 109341

Product name

Claudin 3 antibody

IP: 1:200-1:1000

IHC: 1:50-1:500

Specificity

Human, Mouse, Rat; other species not tested.

Antibody description

Claudin 3 Rabbit Polyclonal antibody. Positive IHC detected in human colon tissue. Positive WB detected in mouse large intestine tissue. Positive IP detected in mouse large intestine tissue. Observed molecular weight by Western-blot: 20-24 kDa

Preparation

This antibody was obtained by immunization of Claudin 3 recombinant protein (Accession Number: NM_001306). Purification method: Antigen affinity purified.

Formulation

PBS with 0.02% sodium azide and 50% glycerol pH 7.3.

Storage

Store at -20°C. DO NOT ALIQUOT

Clonality

Polyclonal

Ig Type

Rabbit IgG

Applications


ELISA, WB, IHC, IP

Dilutions

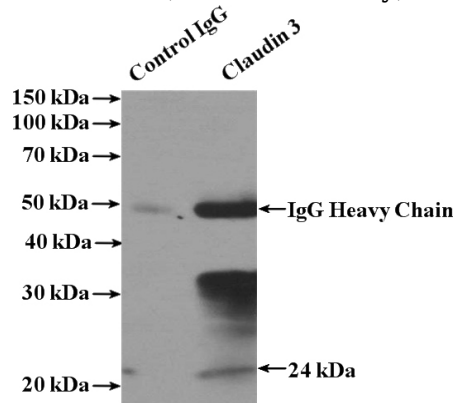
Recommended Dilution:

WB: 1:200-1:1000

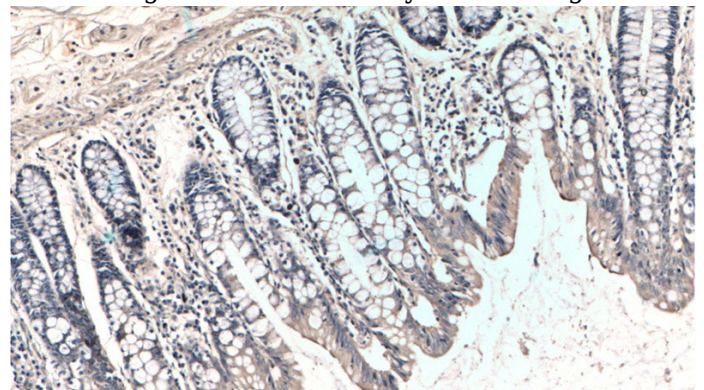
Validations



mouse large intestine tissue were subjected to SDS PAGE followed by western blot with Catalog No:109341 (CLDN3 antibody) at dilution of 1:300



IP Result of anti-Claudin 3 (IP: Catalog No:109341, 4ug; Detection: Catalog No:109341 1:300) with mouse large intestine tissue lysate 3200ug.

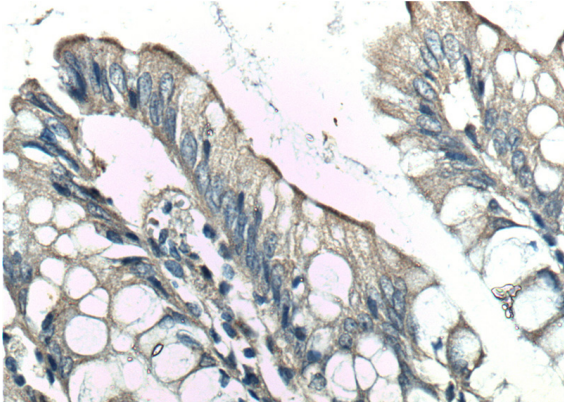


Immunohistochemistry of paraffin-embedded human colon tissue slide using Catalog

Claudin 3 antibody

Catalog Number: 109341

No:109341(Claudin 3 Antibody) at dilution of 1:100 (under 10x lens).



Immunohistochemistry of paraffin-embedded human colon tissue slide using Catalog No:109341(Claudin 3 Antibody) at dilution of 1:100 (under 40x lens).