

# SIRT1 antibody



Catalog Number: 115241

## Product name

SIRT1 antibody

## Specificity

Human, Mouse, Rat; other species not tested.

## Antibody description

SIRT1 Rabbit Polyclonal antibody. Positive WB detected in HeLa cells, DU 145 cells, HEK-293 cells, Jurkat cells, K-562 cells, MCF7 cells, mouse testis tissue, PC-3 cells. Positive IP detected in mouse testis tissue. Positive IHC detected in mouse testis tissue, human colon cancer tissue, human lung cancer tissue. Observed molecular weight by Western-blot: 110-130 kDa, 80-85 kDa

## Preparation

This antibody was obtained by immunization of SIRT1 recombinant protein (Accession Number: BC012499). Purification method: Antigen affinity purified.

## Formulation

PBS with 0.02% sodium azide and 50% glycerol pH 7.3.

## Storage

Store at -20°C. DO NOT ALIQUOT

## Clonality

Polyclonal

## Ig Type

Rabbit IgG

## Applications

ELISA, IP, IHC, WB

## Dilutions


Recommended Dilution:

WB: 1:200-1:2000

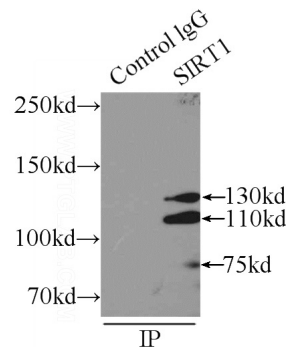
IP: 1:200-1:2000

IHC: 1:20-1:200

## Validations



HeLa cells were subjected to SDS PAGE followed by western blot with Catalog No:115241(SIRT1 Antibody) at dilution of 1:800

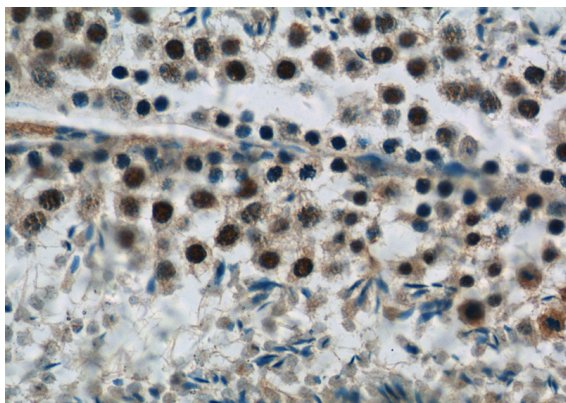


IP Result of anti-SIRT1 (IP:Catalog No:115241, 4ug; Detection:Catalog No:115241 1:500) with mouse testis tissue lysate 8000ug.

# SIRT1 antibody

Catalog Number: 115241

---



Immunohistochemistry of paraffin-embedded mouse testis tissue slide using Catalog No:115241(SIRT1 Antibody) at dilution of 1:50 (under 40x lens)