

DIDO1 antibody

Catalog Number: 109941

Product name

DIDO1 antibody

Specificity

Human, Mouse, Rat; other species not tested.

Antibody description

DIDO1 Rabbit Polyclonal antibody. Positive WB detected in human placenta tissue, mouse thymus tissue. Positive FC detected in HepG2 cells. Positive IF detected in HepG2 cells. Observed molecular weight by Western-blot: 59-70kd

Preparation

This antibody was obtained by immunization of DIDO1 recombinant protein (Accession Number: BC000770). Purification method: Antigen affinity purified.

Formulation

PBS with 0.1% sodium azide and 50% glycerol pH 7.3.

Storage

Store at -20°C. DO NOT ALIQUOT

Clonality

Polyclonal

Ig Type

Rabbit IgG

Applications

ELISA, WB, IF, FC


Dilutions

Recommended Dilution:

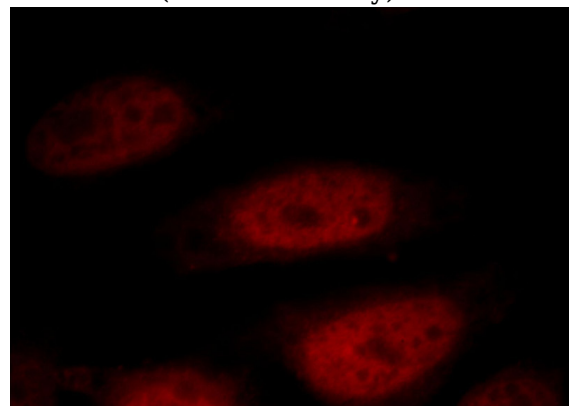
WB: 1:200-1:2000

IF: 1:10-1:100

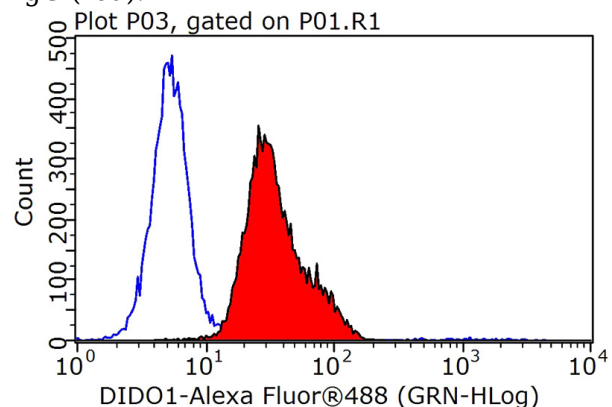
Validations



human placenta tissue were subjected to SDS PAGE followed by western blot with Catalog No:109941(DIDO1 antibody) at dilution of 1:800



Immunofluorescent analysis of HepG2 cells, using DIDO1 antibody Catalog No:109941 at 1:25 dilution and Rhodamine-labeled goat anti-rabbit IgG (red).



1X10⁶ HepG2 cells were stained with 0.2ug DIDO1 antibody (Catalog No:109941, red) and

DIDO1 antibody



Catalog Number: 109941

control antibody (blue). Fixed with 90% MeOH
blocked with 3% BSA (30 min). Alexa Fluor 488-

conjugated AffiniPure Goat Anti-Rabbit IgG(H+L)
with dilution 1:1000.