

CBR4 antibody

Catalog Number: 108941

Product name

CBR4 antibody

IP: 1:200-1:1000

IHC: 1:20-1:200

Specificity

Human, Mouse, Rat; other species not tested.

Antibody description

CBR4 Rabbit Polyclonal antibody. Positive IHC detected in human hepatocirrhosis tissue. Positive WB detected in BxPC-3 cells, HepG2 cells. Positive IP detected in HepG2 cells. Observed molecular weight by Western-blot: 28 kDa

Preparation

This antibody was obtained by immunization of CBR4 recombinant protein (Accession Number: NM_032783). Purification method: Antigen affinity purified.

Formulation

PBS with 0.02% sodium azide and 50% glycerol pH 7.3.

Storage

Store at -20°C. DO NOT ALIQUOT

Clonality

Polyclonal

Ig Type

Rabbit IgG

Applications


ELISA, WB, IHC, IP

Dilutions

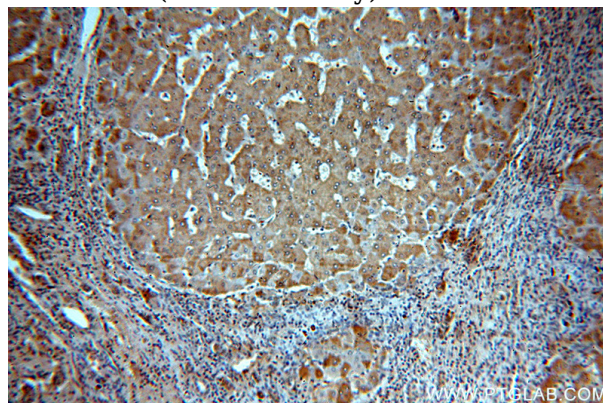
Recommended Dilution:

WB: 1:200-1:2000

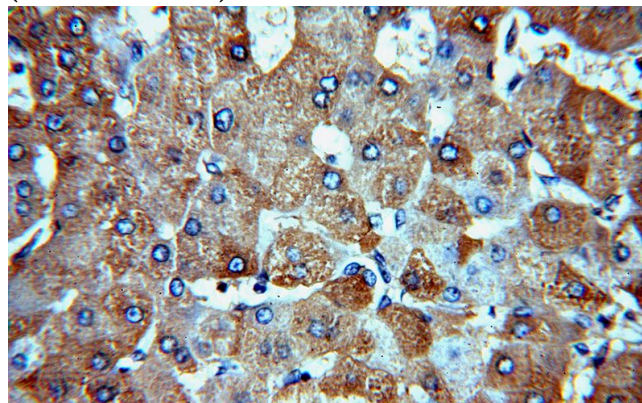
Validations



BxPC-3 cells were subjected to SDS PAGE followed by western blot with Catalog No:108941(CBR4 antibody) at dilution of 1:500



Immunohistochemical of paraffin-embedded human hepatocirrhosis using Catalog No:108941(CBR4 antibody) at dilution of 1:50 (under 10x lens)



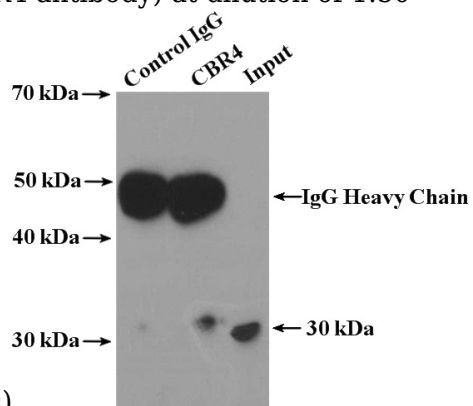
Immunohistochemical of paraffin-embedded

CBR4 antibody

Catalog Number: 108941

human hepatocirrhosis using Catalog No:108941(CBR4 antibody) at dilution of 1:50

IP Result of anti-CBR4 (IP:Catalog No:108941, 4ug; Detection:Catalog No:108941 1:300) with HepG2 cells lysate 3400ug.



(under 40x lens)