

# MYL12B antibody



Catalog Number: 112941

## Product name

MYL12B antibody

## Immunogen

[Human MYL12B Recombinant protein \(GST tag\)](#)

## Specificity

human, mouse, rat; other species not tested.

## Antibody description

MYL12B Rabbit Polyclonal antibody. Positive WB detected in mouse skeletal muscle tissue, mouse heart tissue. Positive IHC detected in human colon cancer. Observed molecular weight by Western-blot: 20kd

## Preparation

This antibody was obtained by immunization of MYL12B recombinant protein (Accession Number: NM\_033546). Purification method: Antigen affinity purified.

## Formulation

PBS with 0.1% sodium azide and 50% glycerol pH 7.3.

## Storage

Store at -20°C. DO NOT ALIQUOT

## Clonality

Polyclonal

## Ig Type

Rabbit IgG

## Applications

ELISA, WB, IHC


## Dilutions

Recommended Dilution:

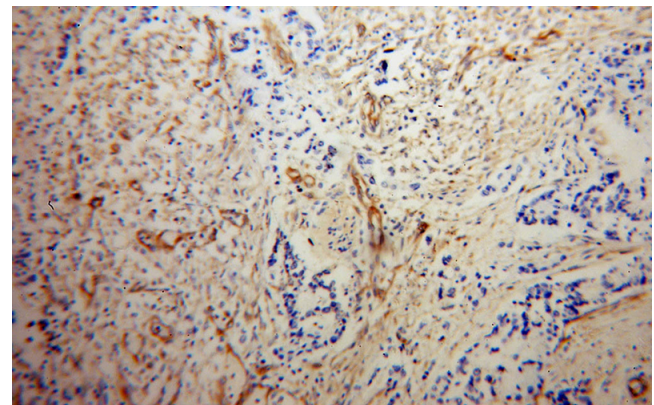
WB: 1:500-1:5000

IHC: 1:20-1:200

## Validations



mouse skeletal muscle tissue were subjected to SDS PAGE followed by western blot with Catalog No:112941(MYL12B antibody) at dilution of 1:1000

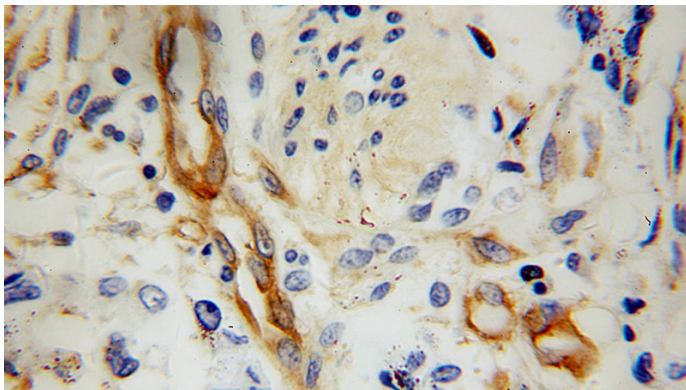


Immunohistochemical of paraffin-embedded human colon cancer using Catalog No:112941(MYL12B antibody) at dilution of 1:100 (under 10x lens)

# MYL12B antibody

Catalog Number: 112941

---



Immunohistochemical of paraffin-embedded human colon cancer using Catalog No:112941(MYL12B antibody) at dilution of 1:100 (under 40x lens)