

HSCB antibody

Catalog Number: 111541

Product name

HSCB antibody

Immunogen

[Human HSCB Recombinant protein \(GST tag\)](#)

Specificity

Human; other species not tested.

Antibody description

HSCB Rabbit Polyclonal antibody. Positive IHC detected in human colon cancer tissue. Positive WB detected in Transfected HEK-293 cells.

Preparation

This antibody was obtained by immunization of HSCB recombinant protein (Accession Number: NM_172002). Purification method: Antigen affinity purified.

Formulation

PBS with 0.1% sodium azide and 50% glycerol pH 7.3.

Storage

Store at -20°C. DO NOT ALIQUOT

Clonality

Polyclonal

Ig Type

Rabbit IgG

Applications

ELISA, WB, IHC

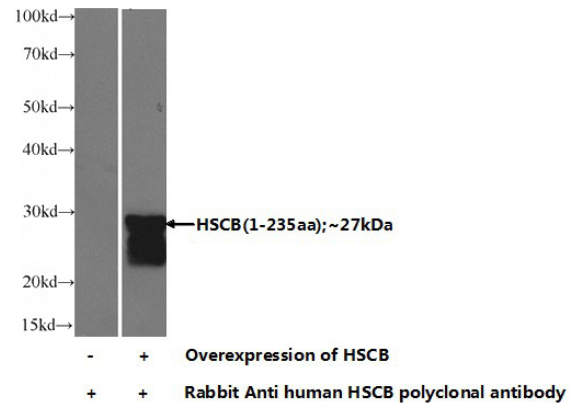
Dilutions

Recommended Dilution:

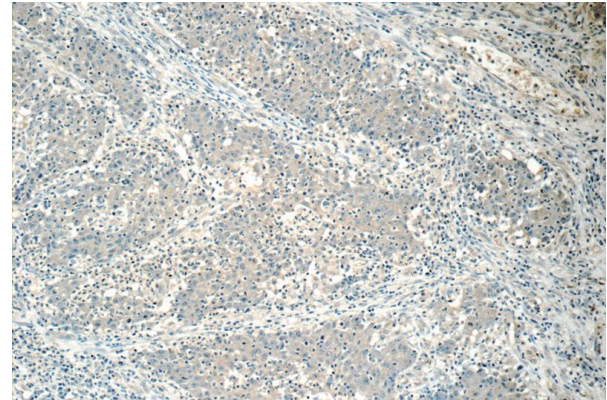
WB: 1:500-1:5000

IHC: 1:20-1:200

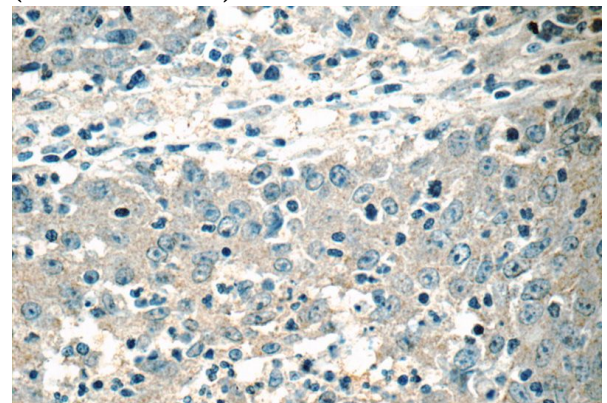
Validations



Transfected HEK-293 cells were subjected to SDS PAGE followed by western blot with Catalog No:111541(HSCB Antibody) at dilution of 1:1000



Immunohistochemistry of paraffin-embedded human colon cancer tissue slide using Catalog No:111541(HSCB Antibody) at dilution of 1:50 (under 10x lens)



Immunohistochemistry of paraffin-embedded

HSCB antibody



Catalog Number: 111541

human colon cancer tissue slide using Catalog

No:111541(HSCB Antibody) at dilution of 1:50
(under 40x lens)