

CD82 antibody

Catalog Number: 109141

Product name

CD82 antibody

Specificity

Human, Mouse, Rat; other species not tested.

Antibody description

CD82 Rabbit Polyclonal antibody. Positive WB detected in K-562 cells, mouse brain tissue. Positive IHC detected in human spleen tissue, human tonsillitis tissue. Observed molecular weight by Western-blot: 30-34 kDa

Preparation

This antibody was obtained by immunization of CD82 recombinant protein (Accession Number: XM_047426903). Purification method: Antigen affinity purified.

Formulation

PBS with 0.1% sodium azide and 50% glycerol pH 7.3.

Storage

Store at -20°C. DO NOT ALIQUOT

Clonality

Polyclonal

Ig Type

Rabbit IgG

Applications

ELISA, IHC, WB

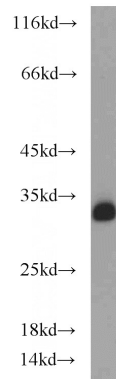
Dilutions

Recommended Dilution:

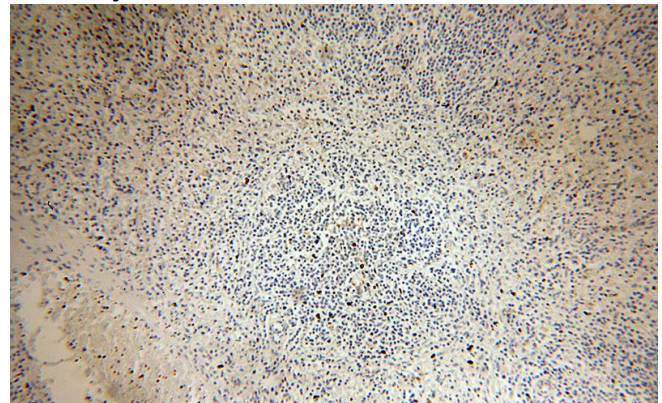
WB: 1:200-1:2000

IHC: 1:20-1:200

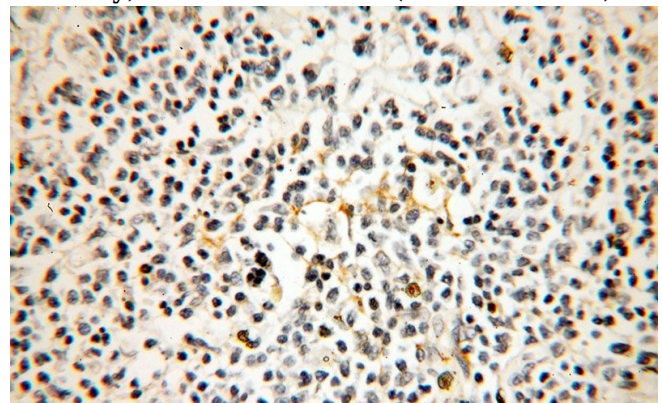
Validations



K-562 cells were subjected to SDS PAGE followed by western blot with Catalog No:109141(CD82 antibody) at dilution of 1:500



Immunohistochemical of paraffin-embedded human spleen using Catalog No:109141(CD82 antibody) at dilution of 1:50 (under 10x lens)



Immunohistochemical of paraffin-embedded human spleen using Catalog No:109141(CD82 antibody) at dilution of 1:50 (under 40x lens)