

Anti-PARP1 (7A1) Mouse antibody



Catalog Number: 168141

Product name

Anti-PARP1 (7A1) Mouse antibody

Specificity

Human, Chicken

Antibody description

PARP1 (7A1) Mouse monoclonal antibody

Preparation

Antigen: Synthetic Peptide of PARP

Formulation

PBS, pH 7.4, containing 0.02% sodium azide as Preservative and 50% Glycerol.

Storage

Store at 4°C short term. Store at -20°C long term. Avoid freeze / thaw cycle.

Clonality

Monoclonal

Ig Type

Mouse IgG1

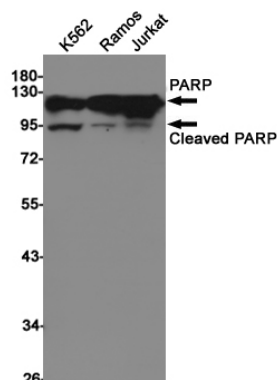
Applications

WB

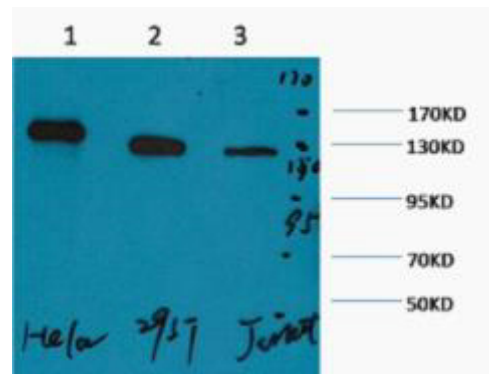
Dilutions

WB: 1/1000-3000

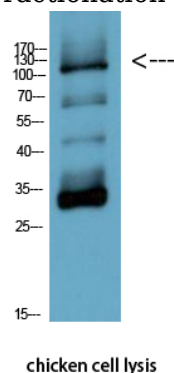
Validations



Western blot detection of PARP in K562, Ramos, Jurkat cell lysates using PARP (7A1) Mouse mAb (1:1000 diluted). Predicted band size: 116 kDa. Observed band size: 116/89 kDa.



Western blot analysis of 1) HeLa, 2) 293T, 3) Jurkat, diluted at 1:2000. cells nucleus extracted by Minute TM Cytoplasmic and Nuclear Fractionation kit (SC-003, Invent biotech, MN, USA).



Western Blot analysis of chicken cell lysis using Antibody diluted at 1:1000