

MAPKAPK5 antibody



Catalog Number: 112441

Product name

MAPKAPK5 antibody

IP: 1:200-1:2000

IF: 1:50-1:500

Specificity

Human, Mouse, Rat; other species not tested.

Antibody description

MAPKAPK5 Rabbit Polyclonal antibody. Positive WB detected in HeLa cells, Jurkat cells. Positive IP detected in HeLa cells. Positive IF detected in HeLa cells. Observed molecular weight by Western-blot: 54 kDa

Preparation

This antibody was obtained by immunization of MAPKAPK5 recombinant protein (Accession Number: NM_003668). Purification method: Antigen affinity purified.

Formulation

PBS with 0.02% sodium azide and 50% glycerol pH 7.3.

Storage

Store at -20°C. DO NOT ALIQUOT

Clonality

Polyclonal

Ig Type

Rabbit IgG

Applications


ELISA, WB, IP, IF

Dilutions

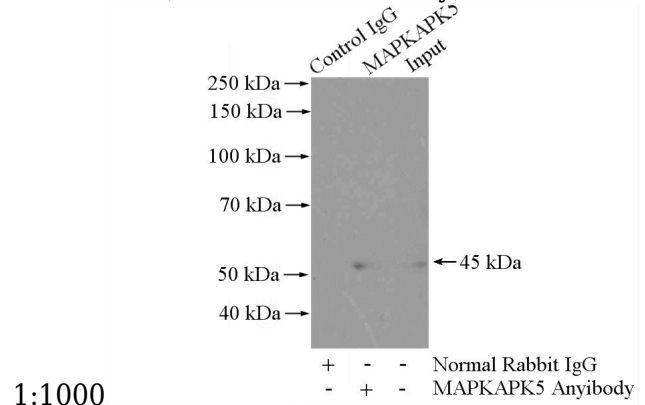
Recommended Dilution:

WB: 1:200-1:2000

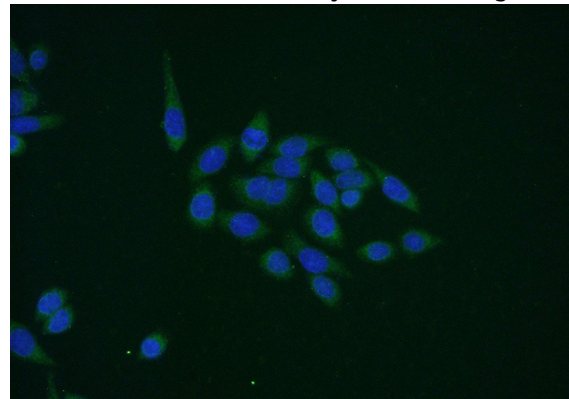
Validations



HeLa cells were subjected to SDS PAGE followed by western blot with Catalog No:112441(MAPKAPK5 antibody) at dilution of



1:1000
IP Result of anti-MAPKAPK5 (IP:Catalog No:112441, 4ug; Detection:Catalog No:112441 1:500) with HeLa cells lysate 2800ug.



Immunofluorescent analysis of (-20oc Ethanol)

MAPKAPK5 antibody



Catalog Number: 112441

fixed HeLa cells using Catalog
No:112441(MAPKAPK5 Antibody) at dilution of

1:50 and Alexa Fluor 488-conjugated AffiniPure
Goat Anti-Rabbit IgG(H+L)