

Anti-PKHD1 antibody

Catalog Number: 175041

Product name

Anti-PKHD1 antibody

Specificity

Human

Antibody description

Mouse monoclonal antibody to PKHD1

Preparation

This antigen of this antibody was recombinant mouse PKHD1 protein (3878-4059)

Formulation

Liquid, 1*TBS (pH7.4), 1%BSA, 40%Glycerol.
Preservative: 0.05% Sodium Azide.

Storage

Store at +4°C after thawing. Aliquot store at -20°C or -80°C. Avoid repeated freeze / thaw cycles.

Clonality

Monoclonal

Ig Type

Mouse IgG1

Applications

ICC, IHC-P, FC

Dilutions

ICC: 1:100-1:1000

IHC-P: 1:100-1:1000

FC: 1:100-1:400

Validations

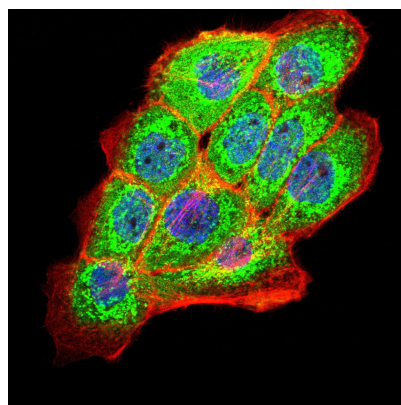


Fig1: ICC staining PKHD1 (green) and Actin filaments (red) in A431 cells. The nuclear counter stain is DAPI (blue). Cells were fixed in paraformaldehyde, permeabilised with 0.25% Triton X100/PBS.

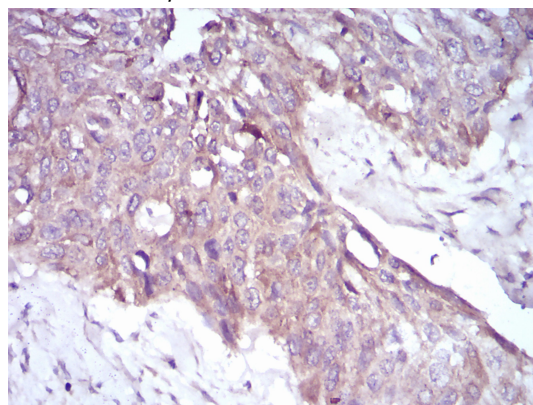


Fig2: Immunohistochemical analysis of paraffin-embedded human esophageal cancer tissue using anti-PKHD1 antibody. Counter stained with hematoxylin.

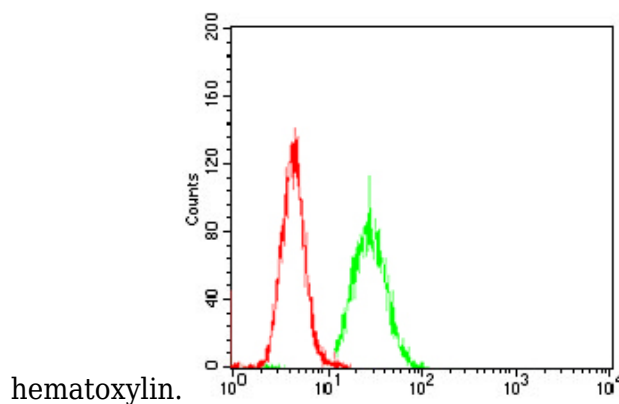


Fig3: Flow cytometric analysis of HeLa cells with PKHD1 antibody at 1/100 dilution (green) compared with an unlabelled control (cells without incubation with primary antibody; red).