

# C4orf29 antibody

Catalog Number: 108731

## Product name

C4orf29 antibody

IHC: 1:20-1:200

IF: 1:10-1:100

## Specificity

Human, Mouse; other species not tested.

## Antibody description

C4orf29 Rabbit Polyclonal antibody. Positive IHC detected in human colon tissue, human tonsillitis tissue. Positive IF detected in A549 cells. Positive WB detected in PC-3 cells, A549 cells, mouse heart tissue. Observed molecular weight by Western-blot: 60 kDa

## Preparation

This antibody was obtained by immunization of C4orf29 recombinant protein (Accession Number: NM\_001366048). Purification method: Antigen affinity purified.

## Formulation

PBS with 0.1% sodium azide and 50% glycerol pH 7.3.

## Storage

Store at -20°C. DO NOT ALIQUOT

## Clonality

Polyclonal

## Ig Type

Rabbit IgG

## Applications

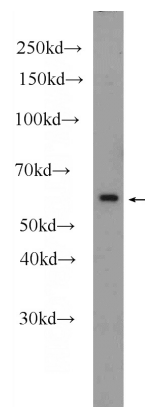
ELISA, WB, IHC, IF

## Dilutions

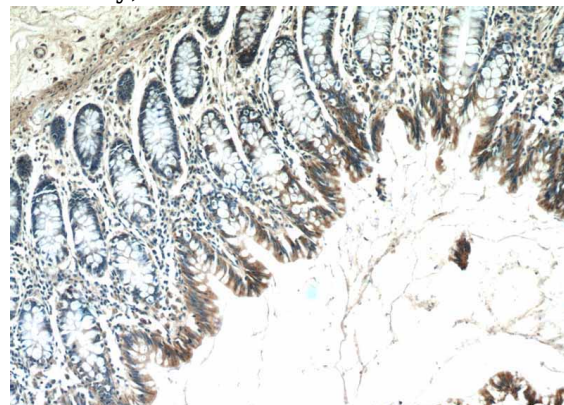
Recommended Dilution:

WB: 1:200-1:2000

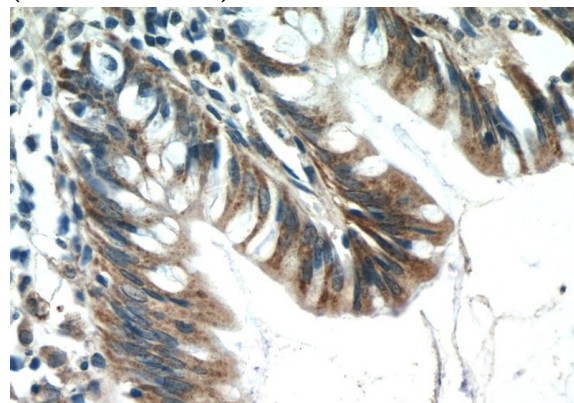
## Validations



PC-3 cells were subjected to SDS PAGE followed by western blot with Catalog No:108731(C4orf29 Antibody) at dilution of 1:600



Immunohistochemistry of paraffin-embedded human colon tissue slide using Catalog No:108731(C4orf29 Antibody) at dilution of 1:50 (under 10x lens)



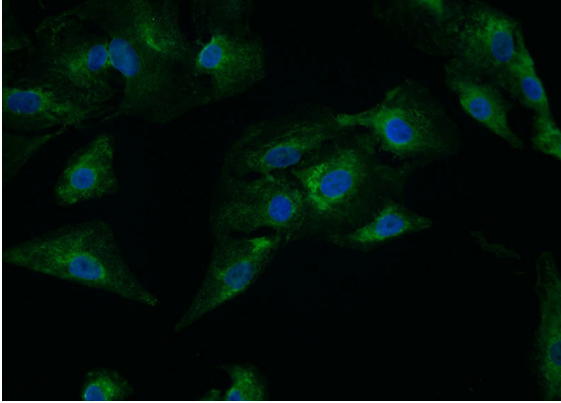
Immunohistochemistry of paraffin-embedded

# C4orf29 antibody

Catalog Number: 108731

---

human colon tissue slide using Catalog No:108731(C4orf29 Antibody) at dilution of 1:50 (under 40x lens)



Immunofluorescent analysis of A549 cells using Catalog No:108731(C4orf29 Antibody) at dilution of 1:25 and Alexa Fluor 488-conjugated AffiniPure Goat Anti-Rabbit IgG(H+L)