

DHX35 antibody



Catalog Number: 109931

Product name

DHX35 antibody

Specificity

Human, Mouse; other species not tested.

Antibody description

DHX35 Rabbit Polyclonal antibody. Positive IHC detected in human testis tissue, human ovary tumor tissue. Positive WB detected in mouse kidney tissue, mouse liver tissue, mouse stomach tissue. Observed molecular weight by Western-blot: 70 kDa

Preparation

This antibody was obtained by immunization of DHX35 recombinant protein (Accession Number: NM_021931). Purification method: Antigen affinity purified.

Formulation

PBS with 0.1% sodium azide and 50% glycerol pH 7.3.

Storage

Store at -20°C. DO NOT ALIQUOT

Clonality

Polyclonal

Ig Type

Rabbit IgG

Applications

ELISA, IHC, WB


Dilutions

Recommended Dilution:

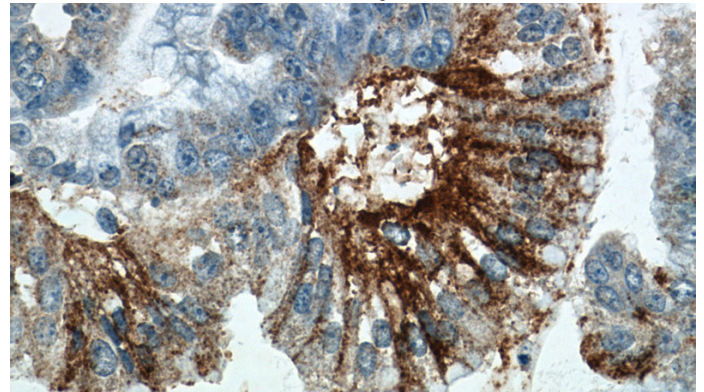
WB: 1:200-1:1000

IHC: 1:20-1:200

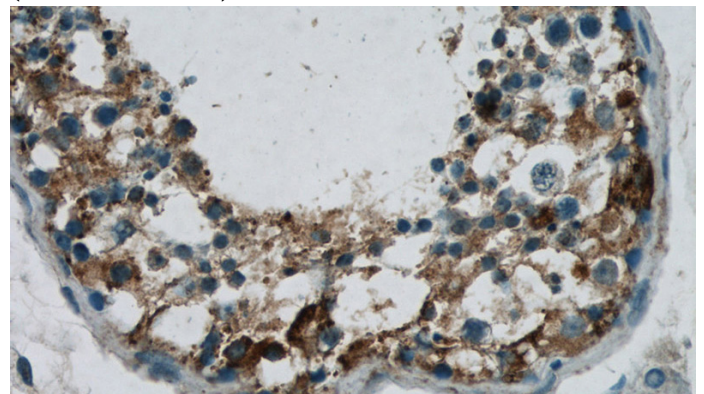
Validations



mouse kidney tissue were subjected to SDS PAGE followed by western blot with Catalog No:109931(DHX35 Antibody) at dilution of 1:300



Immunohistochemistry of paraffin-embedded human ovary tumor tissue slide using Catalog No:109931(DHX35 Antibody) at dilution of 1:50 (under 40x lens)



Immunohistochemistry of paraffin-embedded human testis tissue slide using Catalog No:109931(DHX35 Antibody) at dilution of 1:50

DHX35 antibody



Catalog Number: 109931

(under 40x lens)