

AKAP14 antibody



Catalog Number: 107931

Product name

AKAP14 antibody

WB: 1:200-1:2000

IHC: 1:20-1:200


Specificity

Human; other species not tested.

Validations

Antibody description

AKAP14 Rabbit Polyclonal antibody. Positive WB detected in Jurkat cells, human testis tissue. Positive IHC detected in human kidney tissue, human brain tissue, human lung tissue, human ovary tissue, human placenta tissue, human testis tissue. Observed molecular weight by Western-blot: 28 kDa



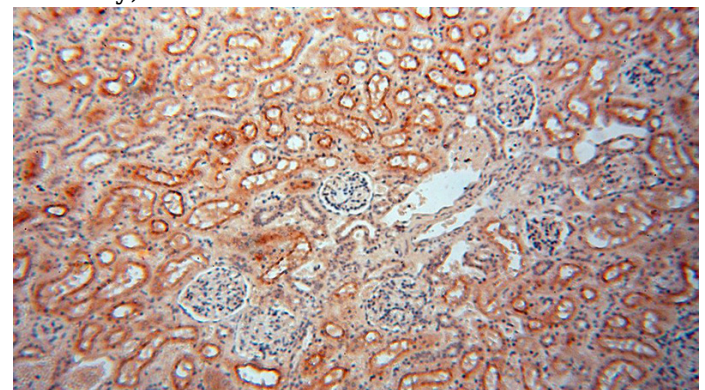
Preparation

This antibody was obtained by immunization of AKAP14 recombinant protein (Accession Number: NM_178813). Purification method: Antigen affinity purified.

Jurkat cells were subjected to SDS PAGE followed by western blot with Catalog No:107931(AKAP14 antibody) at dilution of 1:400

Formulation

PBS with 0.02% sodium azide and 50% glycerol pH 7.3.



Storage

Store at -20°C. DO NOT ALIQUOT

Immunohistochemical of paraffin-embedded human kidney using Catalog No:107931(AKAP14 antibody) at dilution of 1:50 (under 10x lens)

Clonality

Polyclonal

Ig Type

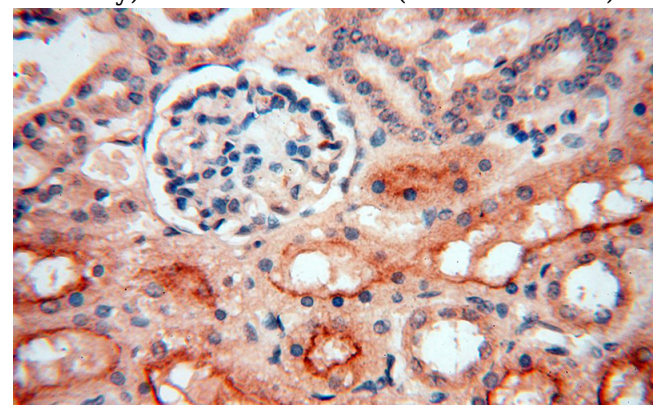
Rabbit IgG

Applications

ELISA, WB, IHC

Dilutions

Recommended Dilution:



Immunohistochemical of paraffin-embedded human kidney using Catalog No:107931(AKAP14 antibody) at dilution of 1:50 (under 10x lens)

AKAP14 antibody



Catalog Number: 107931

antibody) at dilution of 1:50 (under 40x lens)