

# B3GNT5 antibody

Catalog Number: 108531

## Product name

B3GNT5 antibody

## Specificity

Human, Mouse, Rat; other species not tested.

## Antibody description

B3GNT5 Rabbit Polyclonal antibody. Positive IHC detected in human lung tissue. Positive WB detected in mouse lung tissue, mouse cerebellum tissue. Observed molecular weight by Western-blot: 44kd

## Preparation

This antibody was obtained by immunization of B3GNT5 recombinant protein (Accession Number: NM\_032047). Purification method: Antigen affinity purified.

## Formulation

PBS with 0.02% sodium azide and 50% glycerol pH 7.3.

## Storage

Store at -20°C. DO NOT ALIQUOT

## Clonality

Polyclonal

## Ig Type

Rabbit IgG

## Applications

ELISA, WB, IHC


## Dilutions

Recommended Dilution:

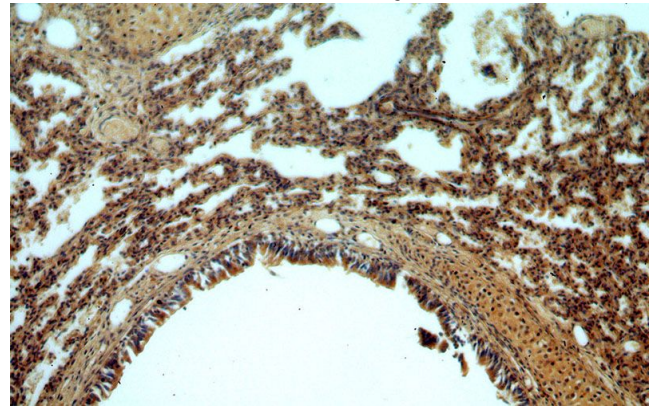
WB: 1:200-1:2000

IHC: 1:20-1:200

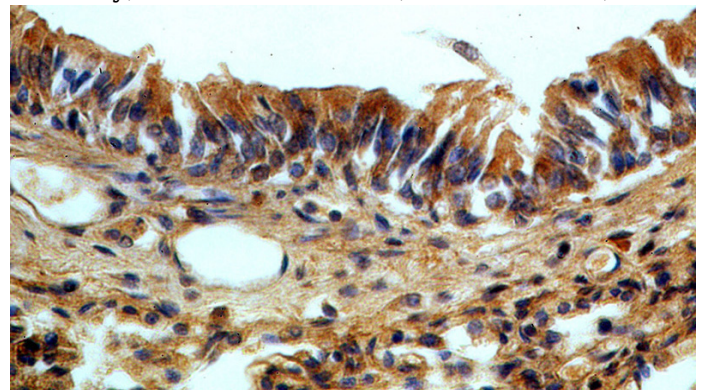
## Validations



mouse lung tissue were subjected to SDS PAGE followed by western blot with Catalog No:117092(B3GNT5 antibody) at dilution of 1:500



Immunohistochemical of paraffin-embedded human lung using Catalog No:117092(B3GNT5 antibody) at dilution of 1:50 (under 10x lens)



Immunohistochemical of paraffin-embedded human lung using Catalog No:117092(B3GNT5 antibody) at dilution of 1:50 (under 40x lens)