

# KRT34 antibody

Catalog Number: 112131

## Product name

KRT34 antibody

## Immunogen

[Human KRT34 Recombinant protein \(GST tag\)](#)

## Specificity

Human, Mouse; other species not tested.

## Antibody description

KRT34 Rabbit Polyclonal antibody. Positive IHC detected in human skin tissue. Positive IF detected in HepG2 cells. Positive WB detected in HeLa cells, A375 cells, A431 cells, HepG2 cells, L02 cells, mouse skin tissue. Observed molecular weight by Western-blot: 49 kDa

## Preparation

This antibody was obtained by immunization of KRT34 recombinant protein (Accession Number: NM\_021013). Purification method: Antigen affinity purified.

## Formulation

PBS with 0.02% sodium azide and 50% glycerol pH 7.3.

## Storage

Store at -20°C. DO NOT ALIQUOT

## Clonality

Polyclonal

## Ig Type

Rabbit IgG

## Applications

ELISA, IHC, IF, WB

## Dilutions

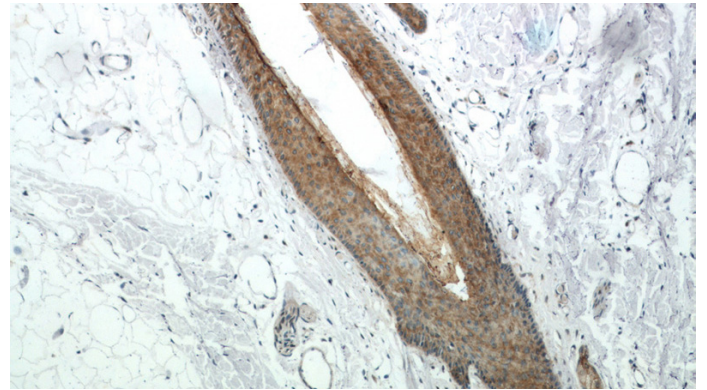
Recommended Dilution:

WB: 1:200-1:2000

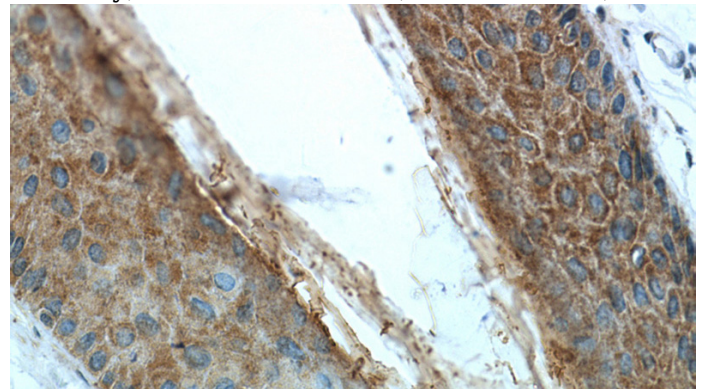
IHC: 1:20-1:200

IF: 1:10-1:100

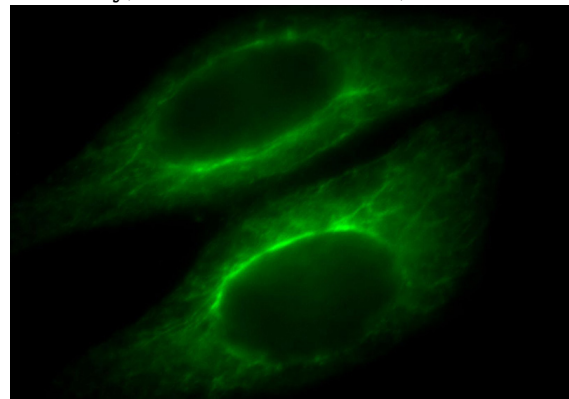
## Validations



Immunohistochemical of paraffin-embedded human skin using Catalog No:112131(KRT34 antibody) at dilution of 1:50 (under 10x lens)



Immunohistochemical of paraffin-embedded human skin using Catalog No:112131(KRT34 antibody) at dilution of 1:50 (under 40x lens)



# KRT34 antibody



Catalog Number: 112131

---

Immunofluorescent analysis of HepG2 cells, using KRT34 antibody Catalog No:112131 at 1:25 dilution and FITC- labeled goat anti-Rabbit IgG

HeLa cells were subjected to SDS PAGE followed by western blot with Catalog No:112131(KRT34 Antibody) at dilution of 1:600

