

APOF antibody

Catalog Number: 108031

Product name

APOF antibody

Specificity

human; other species not tested.

Antibody description

APOF Rabbit Polyclonal antibody. Positive IHC detected in human liver. Positive WB detected in human blood tissue. Observed molecular weight by Western-blot: 29 kDa

Preparation

This antibody was obtained by immunization of APOF recombinant protein (Accession Number: NM_001638). Purification method: Antigen affinity purified.

Formulation

PBS with 0.02% sodium azide and 50% glycerol pH 7.3.

Storage

Store at -20°C. DO NOT ALIQUOT

Clonality

Polyclonal

Ig Type

Rabbit IgG

Applications

ELISA, WB, IHC


Dilutions

Recommended Dilution:

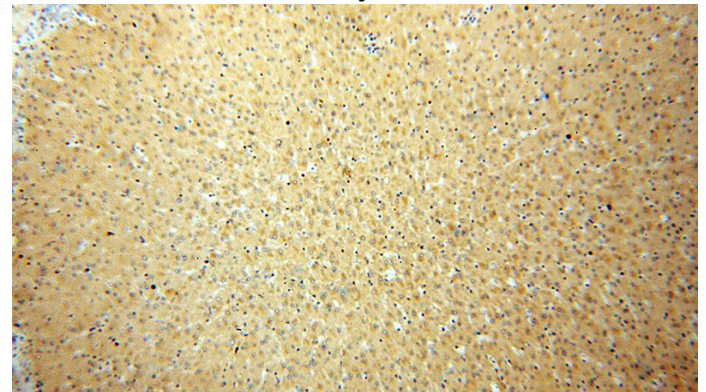
WB: 1:200-1:2000

IHC: 1:20-1:200

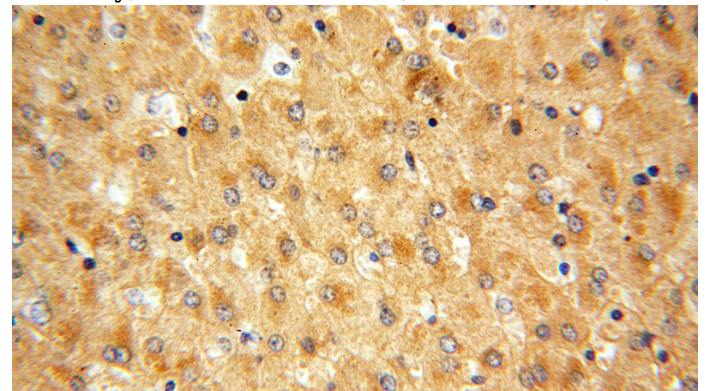
Validations



human blood tissue were subjected to SDS PAGE followed by western blot with Catalog No:108031(APOF antibody) at dilution of 1:1000



Immunohistochemical of paraffin-embedded human liver using Catalog No:108031(APOF antibody) at dilution of 1:50 (under 10x lens)



Immunohistochemical of paraffin-embedded human liver using Catalog No:108031(APOF antibody) at dilution of 1:50 (under 40x lens)