

# VAV1 antibody



Catalog Number: 116721

## Product name

VAV1 antibody

WB: 1:200-1:2000

IP: 1:200-1:2000

## Specificity


Human; other species not tested.

IHC: 1:20-1:200

## Antibody description

VAV1 Rabbit Polyclonal antibody. Positive WB detected in Jurkat cells, HL-60 cells, K-562 cells. Positive IP detected in K-562 cells. Positive IHC detected in human kidney tissue, human brain tissue, human heart tissue, human liver tissue, human lung tissue, human spleen tissue. Observed molecular weight by Western-blot: 95 kDa

## Validations



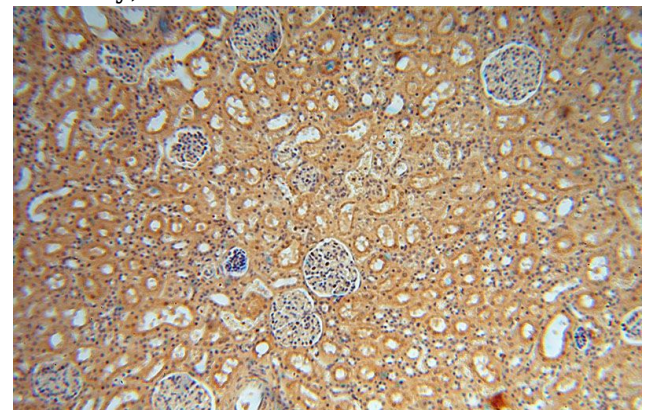
## Preparation

This antibody was obtained by immunization of VAV1 recombinant protein (Accession Number: BC013361). Purification method: Antigen affinity purified.

Jurkat cells were subjected to SDS PAGE followed by western blot with Catalog No:116721(VAV1 antibody) at dilution of 1:300

## Formulation

PBS with 0.02% sodium azide and 50% glycerol pH 7.3.



## Storage

Store at -20°C. DO NOT ALIQUOT

## Clonality

Polyclonal

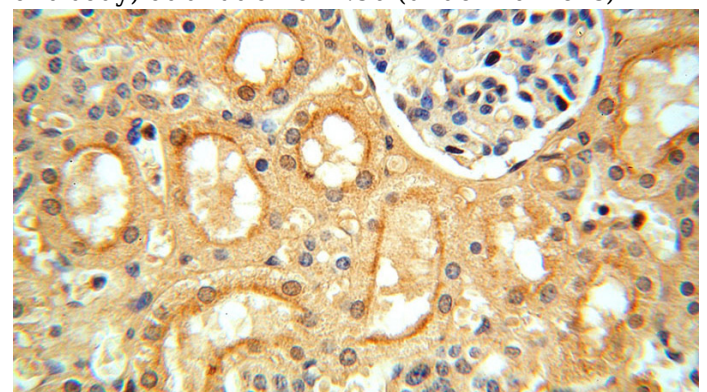
Immunohistochemical of paraffin-embedded human kidney using Catalog No:116721(VAV1 antibody) at dilution of 1:50 (under 10x lens)

## Ig Type

Rabbit IgG

## Applications

ELISA, WB, IHC, IP



## Dilutions

Recommended Dilution:

# VAV1 antibody

Catalog Number: 116721

---

Immunohistochemical of paraffin-embedded human kidney using Catalog No:116721(VAV1 antibody) at dilution of 1:50 (under 40x lens)

IP Result of anti-VAV1 (IP:Catalog No:116721, 4ug; Detection:Catalog No:116721 1:500) with K-562 cells lysate 1200ug.

