

STK36 antibody

Catalog Number: 115721

Product name

STK36 antibody

IP: 1:200-1:2000

IHC: 1:20-1:200

Specificity

Human, Mouse, Rat; other species not tested.

Antibody description

STK36 Rabbit Polyclonal antibody. Positive IP detected in mouse testis tissue. Positive WB detected in mouse testis tissue. Positive IHC detected in human prostate tissue. Observed molecular weight by Western-blot: 144 kDa

Preparation

This antibody was obtained by immunization of STK36 recombinant protein (Accession Number: NM_001369423). Purification method: Antigen affinity purified.

Formulation

PBS with 0.1% sodium azide and 50% glycerol pH 7.3.

Storage

Store at -20°C. DO NOT ALIQUOT

Clonality

Polyclonal

Ig Type

Rabbit IgG

Applications


ELISA, WB, IHC, IP

Dilutions

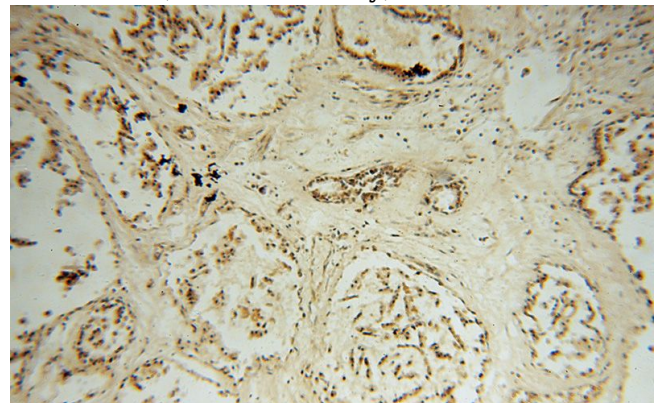
Recommended Dilution:

WB: 1:500-1:5000

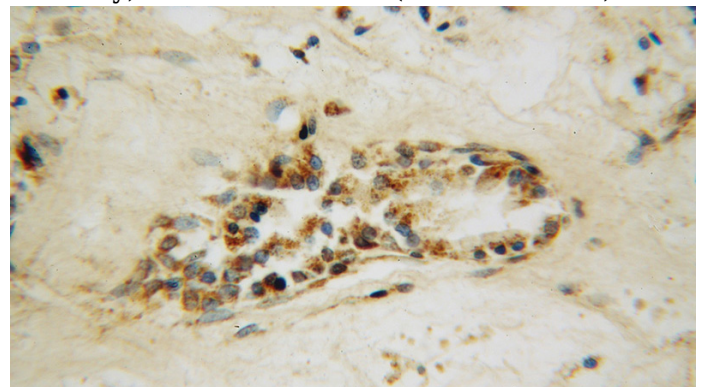
Validations



mouse testis tissue were subjected to SDS PAGE followed by western blot with Catalog No:115721(STK36 antibody) at dilution of 1:300



Immunohistochemical of paraffin-embedded human prostate using Catalog No:115721(STK36 antibody) at dilution of 1:50 (under 10x lens)

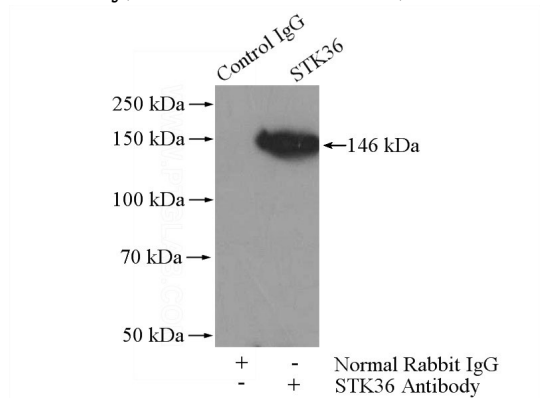


Immunohistochemical of paraffin-embedded human prostate using Catalog No:115721(STK36

STK36 antibody

Catalog Number: 115721

antibody) at dilution of 1:50 (under 40x lens)



IP Result of anti-STK36 (IP:Catalog No:115721, 4ug; Detection:Catalog No:115721 1:500) with mouse testis tissue lysate 4000ug.