

# IFIT5 antibody

Catalog Number: 111621

## Product name

IFIT5 antibody

IP: 1:200-1:1000

IHC: 1:20-1:200

## Specificity

Human; other species not tested.

## Antibody description

IFIT5 Rabbit Polyclonal antibody. Positive IP detected in A375 cells. Positive WB detected in A375 cells, PC-3 cells. Positive IHC detected in human skin cancer tissue. Observed molecular weight by Western-blot: 56-58 kDa, 48 kDa

## Preparation

This antibody was obtained by immunization of IFIT5 recombinant protein (Accession Number: NM\_012420). Purification method: Antigen affinity purified.

## Formulation

PBS with 0.02% sodium azide and 50% glycerol pH 7.3.

## Storage

Store at -20°C. DO NOT ALIQUOT

## Clonality

Polyclonal

## Ig Type

Rabbit IgG

## Applications


ELISA, WB, IHC, IP

## Dilutions

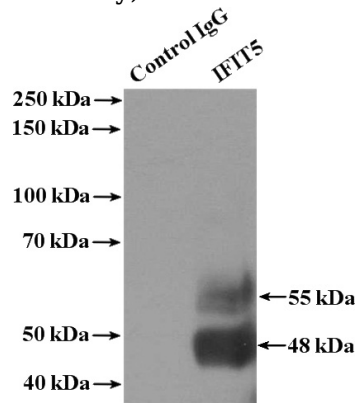
Recommended Dilution:

WB: 1:200-1:2000

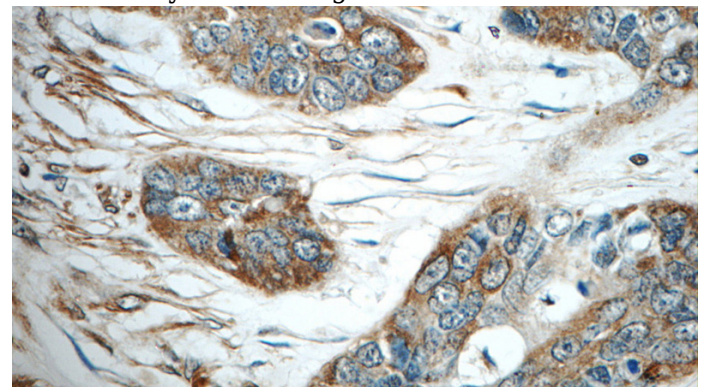
## Validations



A375 cells were subjected to SDS PAGE followed by western blot with Catalog No:111621(IFIT5 antibody) at dilution of 1:200



IP Result of anti-IFIT5 (IP:Catalog No:111621, 4ug; Detection:Catalog No:111621 1:300) with A375 cells lysate 2200ug.



Immunohistochemistry of paraffin-embedded human skin cancer tissue slide using Catalog

# IFIT5 antibody



Catalog Number: 111621

---

No:111621(IFIT5 Antibody) at dilution of 1:50 (under 40x lens)