

# FERMT3 antibody



Catalog Number: 110621

## Product name

FERMT3 antibody

IHC: 1:20-1:200

IF: 1:20-1:200

## Specificity

Human, Mouse, Rat; other species not tested.

## Antibody description

FERMT3 Rabbit Polyclonal antibody. Positive WB detected in Jurkat cells, Raji cells. Positive IF detected in HeLa cells. Positive IHC detected in human lymphoma tissue. Observed molecular weight by Western-blot: 72-76kd

## Preparation

This antibody was obtained by immunization of FERMT3 recombinant protein (Accession Number: NM\_001382361). Purification method: Antigen affinity purified.

## Formulation

PBS with 0.02% sodium azide and 50% glycerol pH 7.3.

## Storage

Store at -20°C. DO NOT ALIQUOT

## Clonality

Polyclonal

## Ig Type

Rabbit IgG

## Applications


ELISA, WB, IHC, IF

## Dilutions

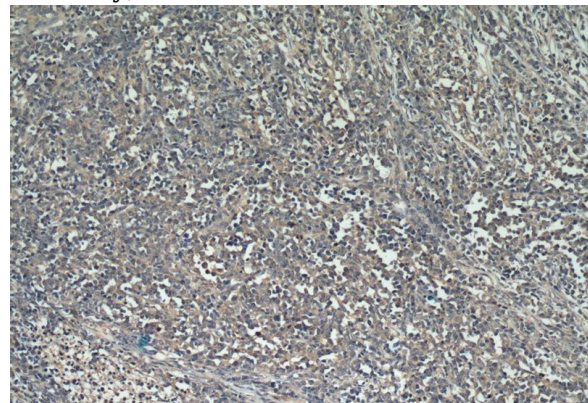
Recommended Dilution:

WB: 1:200-1:1000

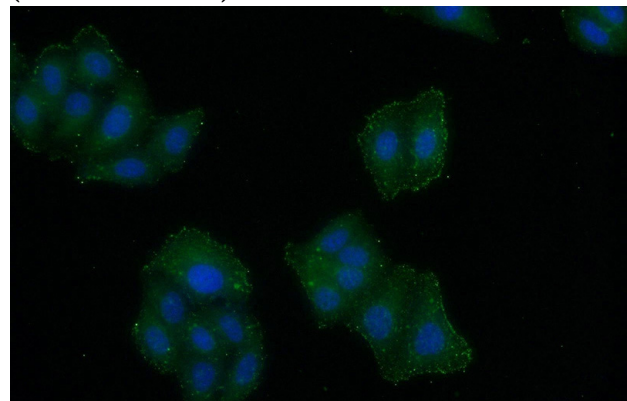
## Validations



Jurkat cells were subjected to SDS PAGE followed by western blot with Catalog No:110621(FERMT3 antibody) at dilution of 1:300



Immunohistochemical of paraffin-embedded human lymphoma using Catalog No:110621(FERMT3 antibody) at dilution of 1:50 (under 10x lens)



Immunofluorescent analysis of HeLa cells using

# FERMT3 antibody



Catalog Number: 110621

---

Catalog No:110621(FERMT3 Antibody) at dilution of 1:50 and Alexa Fluor 488-conjugated AffiniPure Goat Anti-Rabbit IgG(H+L)