

ZBTB8A antibody

Catalog Number: 116921

Product name

ZBTB8A antibody

IP: 1:200-1:1000

IF: 1:20-1:200

Specificity

Human; other species not tested.

Antibody description

ZBTB8A Rabbit Polyclonal antibody. Positive IP detected in HEK-293 cells. Positive WB detected in HEK-293 cells. Positive IF detected in HEK-293 cells. Observed molecular weight by Western-blot: 55-60 kDa

Preparation

This antibody was obtained by immunization of ZBTB8A recombinant protein (Accession Number: NM_001040441). Purification method: Antigen affinity purified.

Formulation

PBS with 0.1% sodium azide and 50% glycerol pH 7.3.

Storage

Store at -20°C. DO NOT ALIQUOT

Clonality

Polyclonal

Ig Type

Rabbit IgG

Applications

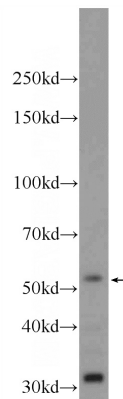
ELISA, IP, WB, IF

Dilutions

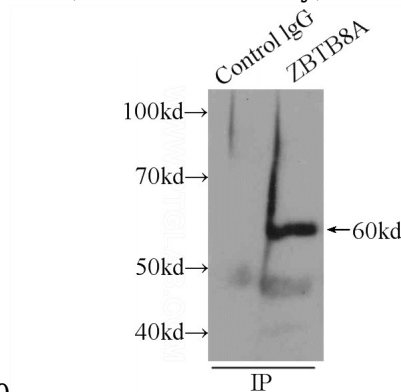
Recommended Dilution:

WB: 1:500-1:5000

Validations

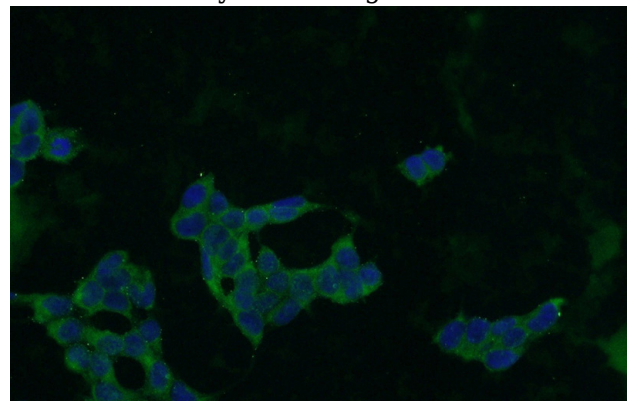


HEK-293 cells were subjected to SDS PAGE followed by western blot with Catalog No:116921(ZBTB8A Antibody) at dilution of



1:1000

IP Result of anti-ZBTB8A (IP:Catalog No:116921, 3ug; Detection:Catalog No:116921 1:300) with HEK-293 cells lysate 920ug.



Immunofluorescent analysis of HEK-293 cells

ZBTB8A antibody



Catalog Number: 116921

using Catalog No:116921(ZBTB8A Antibody) at

dilution of 1:50 and Alexa Fluor 488-conjugated
AffiniPure Goat Anti-Rabbit IgG(H+L)