

# TCTN3 antibody

Catalog Number: 115921

## Product name

TCTN3 antibody

IP: 1:200-1:2000

IHC: 1:20-1:200

## Specificity

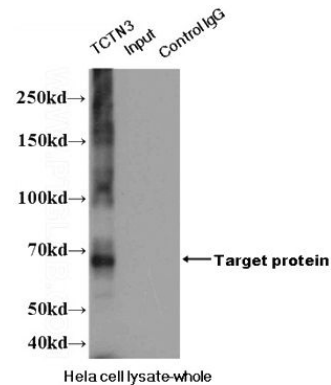
Human; other species not tested.

IF: 1:20-1:200

## Antibody description

TCTN3 Rabbit Polyclonal antibody. Positive IP detected in HeLa cells. Positive WB detected in Transfected HEK-293 cells. Positive IHC detected in human lung tissue. Positive IF detected in hTERT-RPE1 cells.

## Validations



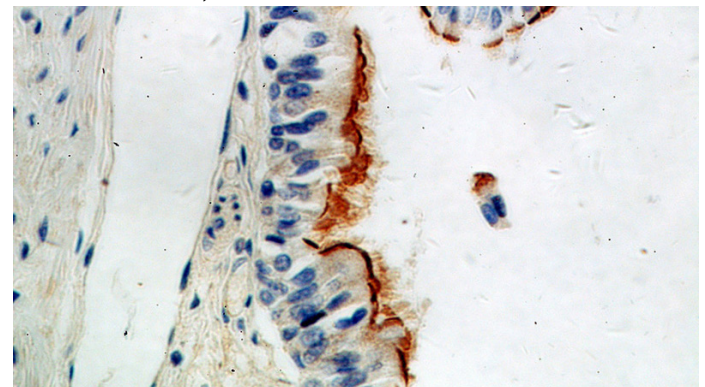
## Preparation

This antibody was obtained by immunization of TCTN3 recombinant protein (Accession Number: BC009494). Purification method: Antigen affinity purified.

IP result of anti-TCTN3(Catalog No:115921 for IP and Detection).

## Formulation

PBS with 0.02% sodium azide and 50% glycerol pH 7.3.



## Storage

Store at -20°C. DO NOT ALIQUOT

## Clonality

Polyclonal

Immunohistochemical of paraffin-embedded human lung using Catalog No:115921(TCTN3 antibody) at dilution of 1:50 (under 40x lens)

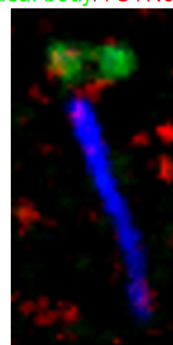
## Ig Type

Rabbit IgG

Basal body/TCTN3/cilia

## Applications

ELISA, IHC, IF, IP, WB



## Dilutions

Recommended Dilution:

Human hTERT-RPE1 cells

WB: 1:500-1:5000

IF result from Dr. Corbit, Kevin. anti-

# TCTN3 antibody

Catalog Number: 115921

---

TCTN3(Catalog No:115921) mark the transition zone of Human hTERT-RPE1 cells.

Transfected HEK-293 cells were subjected to SDS PAGE followed by western blot with Catalog No:115921(TCTN3 Antibody) at dilution of 1:1000

