

Anti-Synaptophysin (10C8) Mouse antibody



Catalog Number: 168521

Product name

Anti-Synaptophysin (10C8) Mouse antibody

Specificity

Human, Rat

Antibody description

Synaptophysin (10C8) Mouse monoclonal antibody

Preparation

Antigen: Purified recombinant fragment of SYP expressed in E. Coli.

Formulation

Ascitic fluid containing 0.03% sodium azide.

Storage

Store at 4°C short term. Store at -20°C long term. Avoid freeze / thaw cycle.

Clonality

Monoclonal

Ig Type

Mouse IgG1

Applications

WB, IHC-P

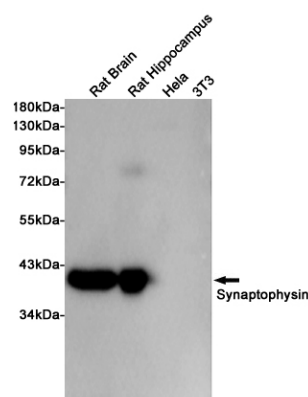
Dilutions

WB: 1/500 - 1/2000

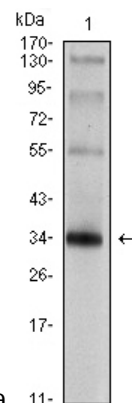
IHC: 1/200 - 1/1000

ELISA: 1/10000

Validations

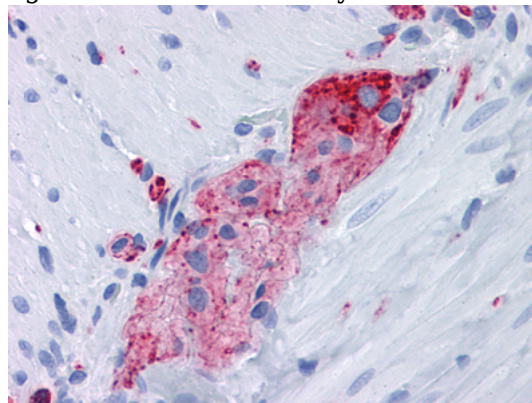


Western blot detection of Synaptophysin in Rat Brain, Rat Hippocampus, HeLa, 3T3 cell lysates using Synaptophysin (10C8) Mouse mAb (1:1000 diluted). Predicted band size: 33.8kDa. Observed



band size: 38kDa.

Western blot analysis using SYP mouse mAb against rat brain tissue lysate.



Immunohistochemical analysis of paraffin-embedded human Small Intestine, myenteric plexus tissues using anti-SYP mouse mAb