

Alpha-2-macroglobulin antibody



Catalog Number: 107121

Product name

Alpha-2-macroglobulin antibody

IP: 1:200-1:2000

IHC: 1:20-1:200

Specificity

Human; other species not tested.

Antibody description

Alpha-2-macroglobulin Mouse Monoclonal antibody. Positive WB detected in HepG2 cells, human brain tissue. Positive IP detected in human plasma tissue. Positive IHC detected in human liver tissue. Observed molecular weight by Western-blot: 185 kDa

Preparation

This antibody was obtained by immunization of Alpha-2-macroglobulin recombinant protein (Accession Number: NM_001347423). Purification method: Protein A purified.

Formulation

PBS with 0.02% sodium azide and 50% glycerol pH 7.3.

Storage

Store at -20°C. DO NOT ALIQUOT

Clonality

Monoclonal

Ig Type

Mouse IgG2a

Applications


ELISA, IHC, WB, IP

Dilutions

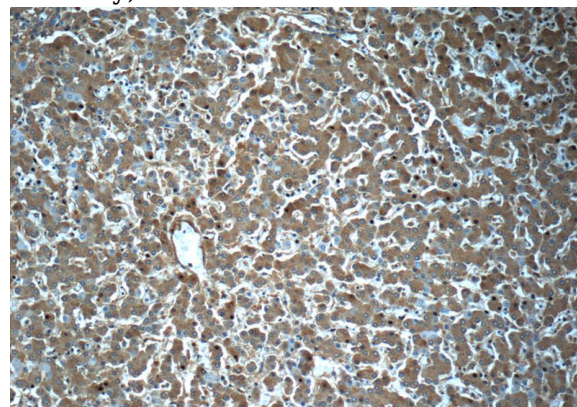
Recommended Dilution:

WB: 1:500-1:5000

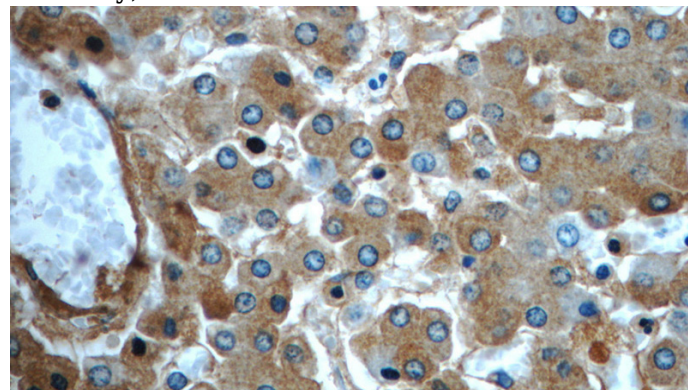
Validations



HepG2 cells were subjected to SDS PAGE followed by western blot with Catalog No:107581(A2M antibody) at dilution of 1:1000



Immunohistochemistry of paraffin-embedded human liver slide using Catalog No:107581(A2M Antibody) at dilution of 1:50

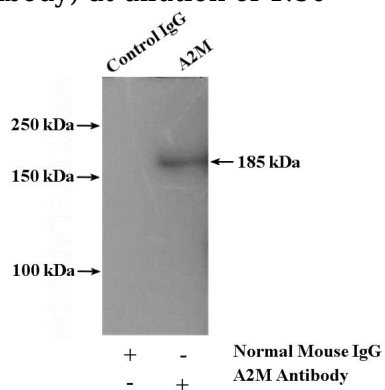


Immunohistochemistry of paraffin-embedded human liver slide using Catalog No:107581(A2M

Alpha-2-macroglobulin antibody

Catalog Number: 107121

Antibody) at dilution of 1:50



IP Result of anti-A2M (IP:Catalog No:107581, 5ug; Detection:Catalog No:107581 1:500) with human plasma tissue lysate 4000ug.