

# NSUN2 Polyclonal Antibody

Catalog Number: 164121

## Product name

NSUN2 Polyclonal Antibody

## Specificity

Human, Mouse, Rat

## Antibody description

Polyclonal antibody to NSUN2

## Preparation

Antigen: Recombinant fusion protein containing a sequence corresponding to amino acids 508-767 of human NSUN2 (NP\_060225.4).

## Formulation

PBS with 0.02% sodium azide, 50% glycerol, pH7.3.

## Storage

Store at -20°C. Avoid freeze / thaw cycles.

## Clonality

Polyclonal

## Ig Type

Rabbit IgG

## Applications

WB, IHC, IF

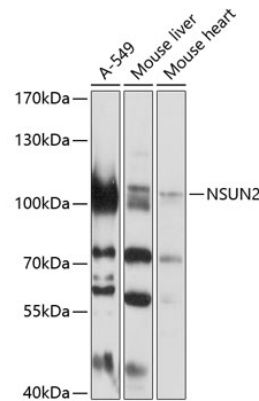
## Dilutions

WB 1:500 - 1:2000

IHC 1:50 - 1:200

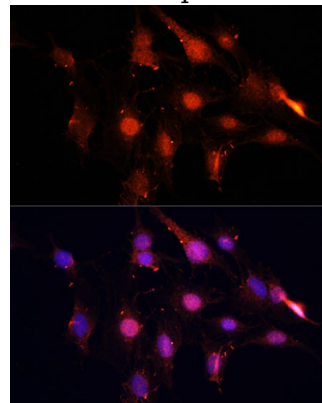
IF 1:50 - 1:200

## Validations



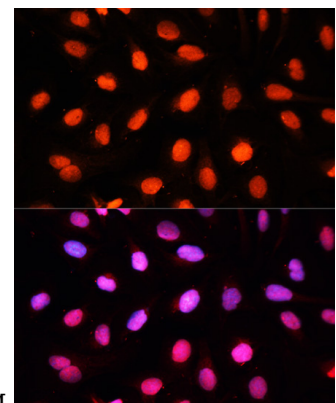
## Western blot - NSUN2 Polyclonal Antibody

Western blot analysis of extracts of various cell lines, using NSUN2 antibody at 1:1000 dilution. Secondary antibody: HRP Goat Anti-Rabbit IgG (H+L) at 1:10000 dilution. Lysates/proteins: 25ug per lane. Blocking buffer: 3% nonfat dry milk in TBST. Detection: ECL Basic Kit. Exposure time: 10s.



## Immunofluorescence - NSUN2 Polyclonal Antibody

Immunofluorescence analysis of C6 cells using NSUN2 antibody at dilution of 1:100. Blue: DAPI



for nuclear staining.

# NSUN2 Polyclonal Antibody



Catalog Number: 164121

---

Immunofluorescence - NSUN2 Polyclonal Antibody      NSUN2 antibody at dilution of 1:100. Blue: DAPI  
Immunofluorescence analysis of U2OS cells using      for nuclear staining.