

HDAC5 Polyclonal Antibody



Catalog Number: 160121

Product name

HDAC5 Polyclonal Antibody

Specificity

Human, Mouse, Rat

Antibody description

Polyclonal antibody to HDAC5

Preparation

Antigen: A synthetic peptide corresponding to a sequence within amino acids 550-650 of human HDAC5 (NP_005465.2).

Formulation

PBS with 0.02% sodium azide, 50% glycerol, pH7.3.

Storage

Store at -20°C. Avoid freeze / thaw cycles.

Clonality

Polyclonal

Ig Type

Rabbit IgG

Applications

WB, IHC, IF

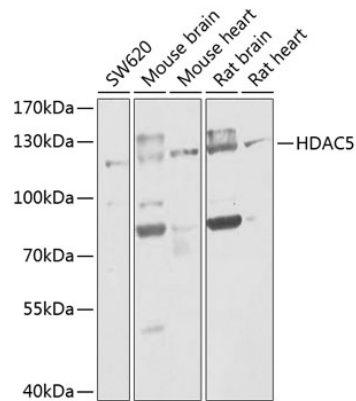
Dilutions

WB 1:500 - 1:2000

IHC 1:50 - 1:200

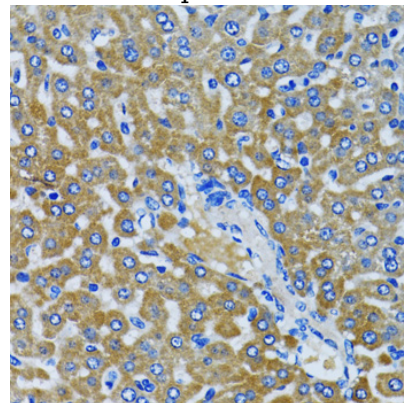
IF 1:50 - 1:200

Validations



Western blot - HDAC5 Polyclonal Antibody

Western blot analysis of extracts of various cell lines, using HDAC5 antibody at 1:1000 dilution. Secondary antibody: HRP Goat Anti-Rabbit IgG (H+L) at 1:10000 dilution. Lysates/proteins: 25ug per lane. Blocking buffer: 3% nonfat dry milk in TBST. Detection: ECL Basic Kit. Exposure time: 30s.

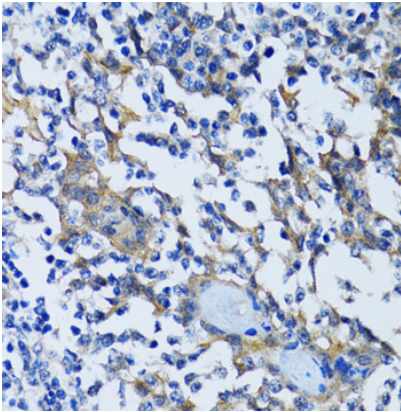


Immunohistochemistry - HDAC5 Polyclonal Antibody

Immunohistochemistry of paraffin-embedded human mammary gland using HDAC5 antibody at dilution of 1:100 (40x lens).

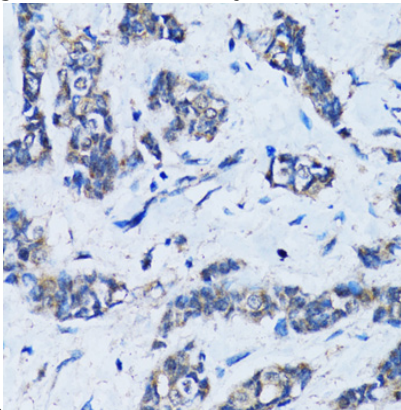
HDAC5 Polyclonal Antibody

Catalog Number: 160121



Immunohistochemistry - HDAC5 Polyclonal Antibody

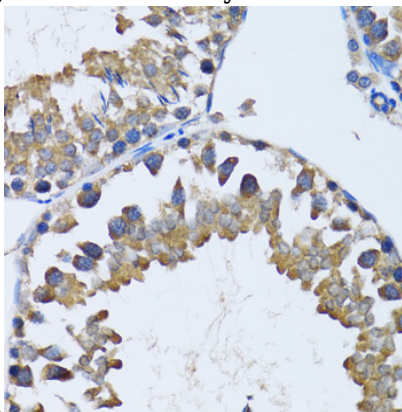
Immunohistochemistry of paraffin-embedded mouse lung using HDAC5 antibody at dilution of



1:100 (40x lens).

Immunohistochemistry - HDAC5 Polyclonal Antibody

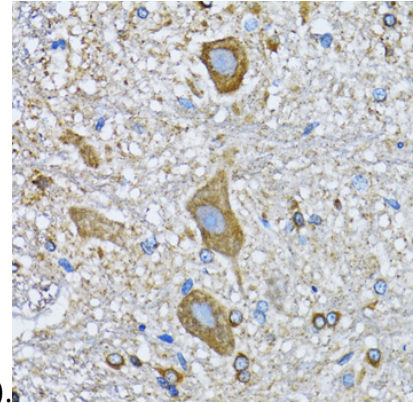
Immunohistochemistry of paraffin-embedded rat liver using HDAC5 antibody at dilution of 1:100



(40x lens).

Immunohistochemistry - HDAC5 Polyclonal Antibody

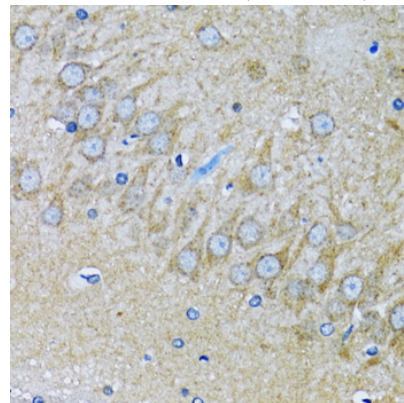
Immunohistochemistry of paraffin-embedded human tonsil using HDAC5 antibody at dilution of



1:100 (40x lens).

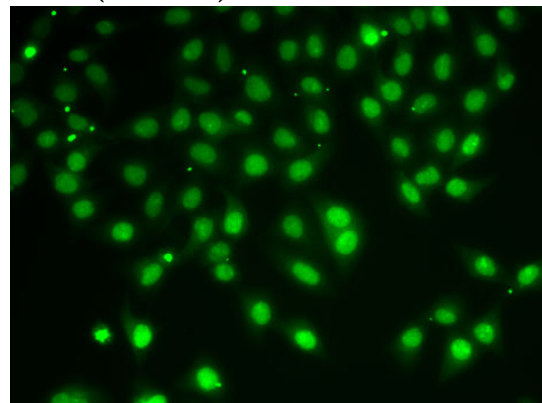
Immunohistochemistry - HDAC5 Polyclonal Antibody

Immunohistochemistry of paraffin-embedded human breast cancer using HDAC5 antibody at dilution of 1:100 (40x lens).



Immunohistochemistry - HDAC5 Polyclonal Antibody

Immunohistochemistry of paraffin-embedded mouse testis using HDAC5 antibody at dilution of 1:100 (40x lens).



HDAC5 Polyclonal Antibody



Catalog Number: 160121

Immunohistochemistry - HDAC5 Polyclonal Antibody

Immunohistochemistry of paraffin-embedded mouse spinal cord using HDAC5 antibody at dilution of 1:100 (40x lens).