

DDX21 antibody



Catalog Number: 109821

Product name

DDX21 antibody

Immunogen

[Human DDX21 Recombinant protein \(GST tag\)](#)

Specificity

Human, Mouse, Rat; other species not tested.

Antibody description

DDX21 Rabbit Polyclonal antibody. Positive WB detected in HepG2 cells, BxPC-3 cells, COLO 320 cells, HEK-293 cells, HeLa cells, human testis tissue, K-562 cells, mouse colon tissue, mouse liver tissue, mouse testis tissue, rat liver tissue. Positive IP detected in COLO 320 cells. Positive IHC detected in human colon cancer tissue. Positive IF detected in HepG2 cells. Observed molecular weight by Western-blot: 87 kDa

Preparation

This antibody was obtained by immunization of DDX21 recombinant protein (Accession Number: NM_004728). Purification method: Antigen affinity purified.

Formulation

PBS with 0.1% sodium azide and 50% glycerol pH 7.3.

Storage

Store at -20°C. DO NOT ALIQUOT

Clonality

Polyclonal

Ig Type

Rabbit IgG

Applications

ELISA, WB, IHC, IF, IP

Dilutions

Recommended Dilution:


WB: 1:1000-1:10000

IP: 1:500-1:5000

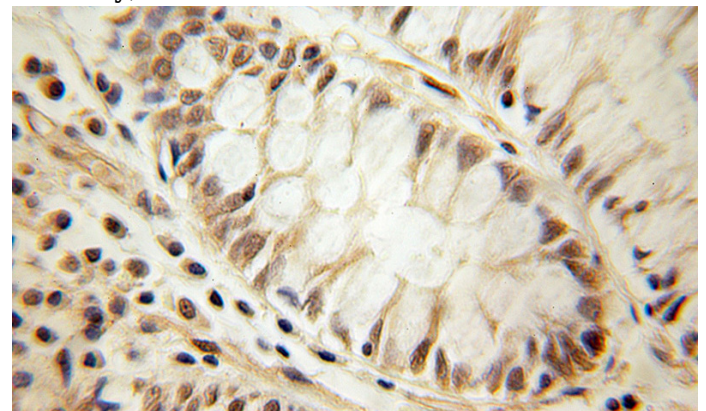
IHC: 1:20-1:200

IF: 1:20-1:200

Validations



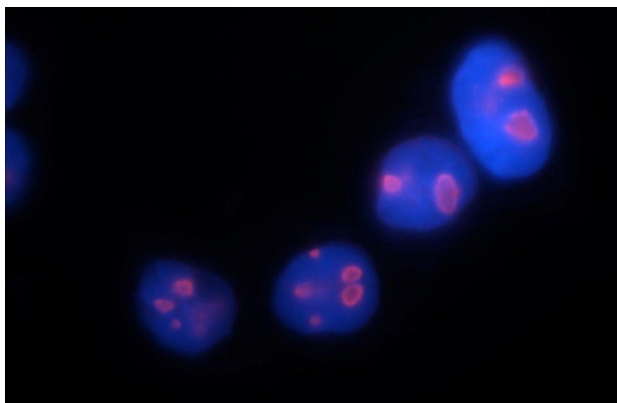
HepG2 cells were subjected to SDS PAGE followed by western blot with Catalog No:109821(DDX21 antibody) at dilution of 1:2000



Immunohistochemical of paraffin-embedded human colon cancer using Catalog No:109821(DDX21 antibody) at dilution of 1:100 (under 10x lens)

DDX21 antibody

Catalog Number: 109821



Immunofluorescent analysis of HepG2 cells, using DDX21 antibody Catalog No:109821 at 1:50 dilution and Rhodamine-labeled goat anti-rabbit IgG (red). Blue pseudocolor = DAPI (fluorescent

DNA dye).

IP Result of anti-DDX21 (IP:Catalog No:109821, 4ug; Detection:Catalog No:109821 1:1000) with COLO 320 cells lysate 2800ug.

