

LZTS2 antibody

Catalog Number: 112421

Product name

LZTS2 antibody

Specificity

Human, Mouse, Rat; other species not tested.

Antibody description

LZTS2 Rabbit Polyclonal antibody. Positive WB detected in PC-3 cells. Positive IHC detected in human prostate hyperplasia tissue, human kidney tissue. Observed molecular weight by Western-blot: 70-80 kDa

Preparation

This antibody was obtained by immunization of LZTS2 recombinant protein (Accession Number: NM_001394952). Purification method: Antigen affinity purified.

Formulation

PBS with 0.1% sodium azide and 50% glycerol pH 7.3.

Storage

Store at -20°C. DO NOT ALIQUOT

Clonality

Polyclonal

Ig Type

Rabbit IgG

Applications

ELISA, IHC, WB

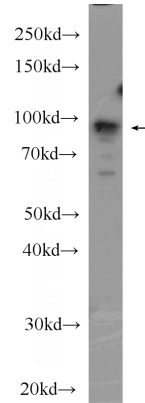
Dilutions

Recommended Dilution:

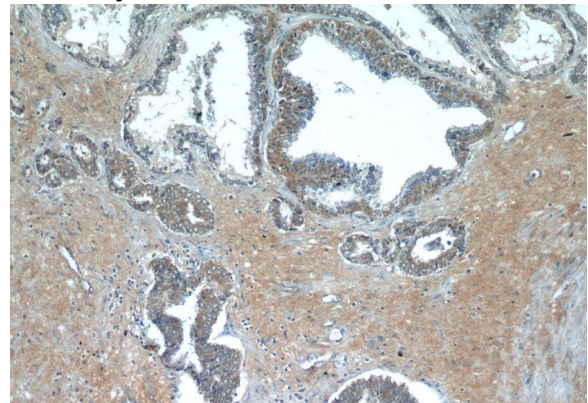
WB: 1:200-1:1000

IHC: 1:20-1:200

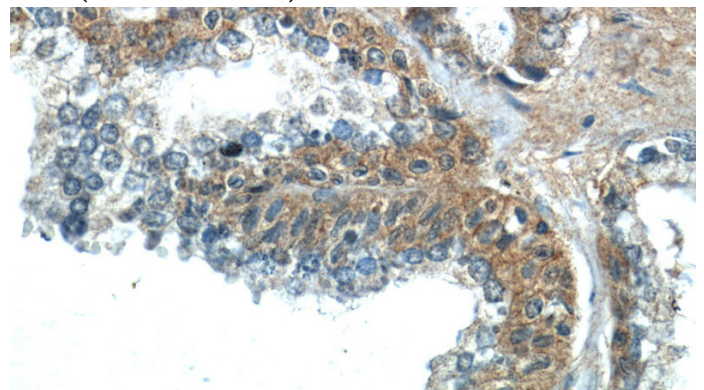
Validations



PC-3 cells were subjected to SDS PAGE followed by western blot with Catalog No:112421(LZTS2 Antibody) at dilution of 1:300



Immunohistochemistry of paraffin-embedded human prostate hyperplasia tissue slide using Catalog No:112421(LZTS2 Antibody) at dilution of 1:50 (under 10x lens)



Immunohistochemistry of paraffin-embedded human prostate hyperplasia tissue slide using Catalog No:112421(LZTS2 Antibody) at dilution of

LZTS2 antibody



Catalog Number: 112421

1:50 (under 40x lens)