

# TGF-beta 3 antibody



Catalog Number: 116021

## Product name

TGF-beta 3 antibody

## Specificity

Human, Mouse, Rat; other species not tested.

## Antibody description

TGF-beta 3 Rabbit Polyclonal antibody. Positive IHC detected in mouse ovary tissue. Positive WB detected in PC-3 cells, mouse ovary tissue. Observed molecular weight by Western-blot: 50 kDa

## Preparation

This antibody was obtained by immunization of TGF-beta 3 recombinant protein (Accession Number: NM\_001329938). Purification method: Antigen affinity purified.

## Formulation

PBS with 0.02% sodium azide and 50% glycerol pH 7.3.

## Storage

Store at -20°C. DO NOT ALIQUOT

## Clonality

Polyclonal

## Ig Type

Rabbit IgG

## Applications

ELISA, WB, IHC


## Dilutions

Recommended Dilution:

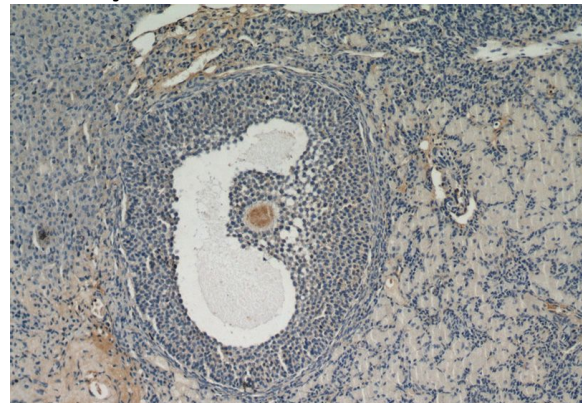
WB: 1:500-1:5000

IHC: 1:20-1:200

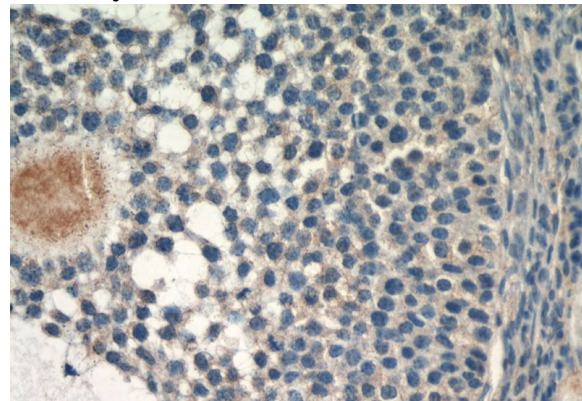
## Validations



PC-3 cells were subjected to SDS PAGE followed by western blot with Catalog No:116021(TGFB3 antibody) at dilution of 1:500



Immunohistochemical of paraffin-embedded mouse ovary using Catalog No:116021(TGFB3 antibody) at dilution of 1:50 (under 10x lens)



Immunohistochemical of paraffin-embedded mouse ovary using Catalog No:116021(TGFB3 antibody) at dilution of 1:50 (under 40x lens)