

HTR3A antibody

Catalog Number: 111711

Product name

HTR3A antibody

Specificity

Human, Mouse, Rat; other species not tested.

Antibody description

HTR3A Rabbit Polyclonal antibody. Positive WB detected in mouse lung tissue, human brain tissue. Positive IHC detected in human small intestine tissue, human prostate cancer tissue. Observed molecular weight by Western-blot: 55 kDa

Preparation

This antibody was obtained by immunization of HTR3A recombinant protein (Accession Number: NM_000869). Purification method: Antigen affinity purified.

Formulation

PBS with 0.1% sodium azide and 50% glycerol pH 7.3.

Storage

Store at -20°C. DO NOT ALIQUOT

Clonality

Polyclonal

Ig Type

Rabbit IgG

Applications

ELISA, IHC, WB


Dilutions

Recommended Dilution:

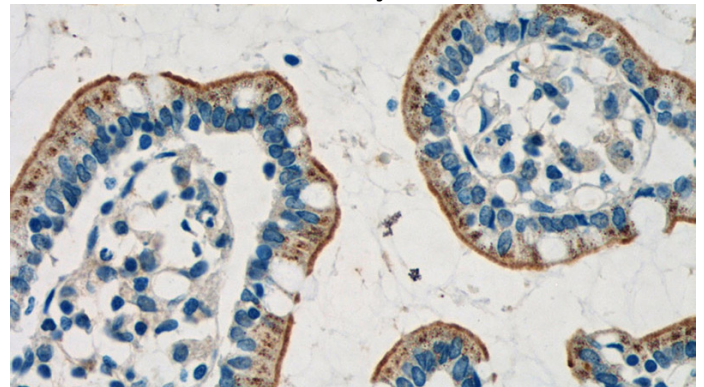
WB: 1:200-1:2000

IHC: 1:20-1:200

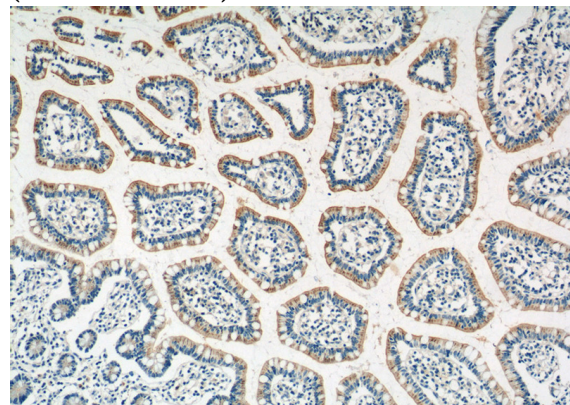
Validations



mouse lung tissue were subjected to SDS PAGE followed by western blot with Catalog No:111711(HTR3A antibody) at dilution of 1:800



Immunohistochemistry of paraffin-embedded human small intestine tissue slide using Catalog No:111711(HTR3A Antibody) at dilution of 1:50 (under 40x lens)



Immunohistochemistry of paraffin-embedded human small intestine tissue slide using Catalog No:111711(HTR3A Antibody) at dilution of 1:50

HTR3A antibody



Catalog Number: 111711

(under 10x lens)