

# OCT4 Polyclonal Antibody

Catalog Number: 165611

## Product name

OCT4 Polyclonal Antibody

## Specificity

Human, Mouse, Rat

## Antibody description

Polyclonal antibody to OCT4

## Preparation

Antigen: A synthetic peptide of human OCT4

## Formulation

PBS with 0.02% sodium azide, 50% glycerol, pH7.3.

## Storage

Store at -20°C. Avoid freeze / thaw cycles.

## Clonality

Polyclonal

## Ig Type

Rabbit IgG

## Applications

WB, IHC, IF

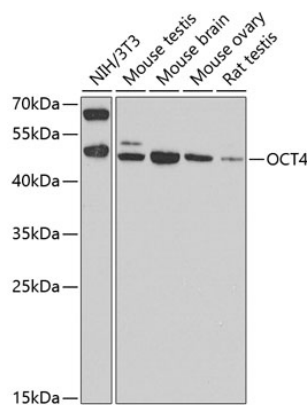
## Dilutions

WB 1:500 - 1:2000

IHC 1:50 - 1:200

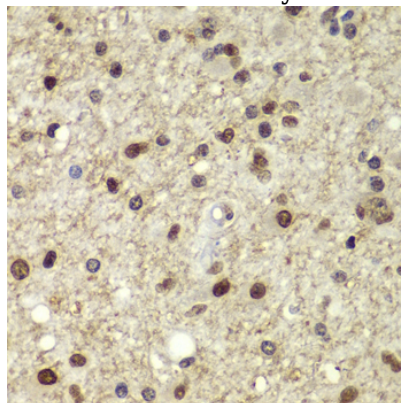
IF 1:50 - 1:200

## Validations



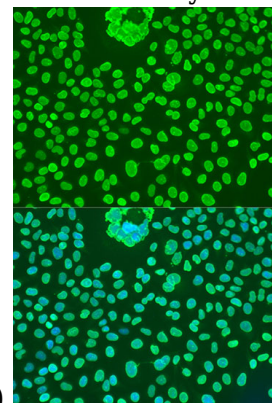
## Western blot - OCT4 Polyclonal Antibody

Western blot analysis of extracts of various cell lines, using OCT4 antibody at 1:1000 dilution. Secondary antibody: HRP Goat Anti-Rabbit IgG (H+L) at 1:10000 dilution. Lysates/proteins: 25ug per lane. Blocking buffer: 3% nonfat dry milk in TBST.



## Immunohistochemistry - OCT4 Polyclonal Antibody

Immunohistochemistry of paraffin-embedded human brain cancer using OCT4 antibody at



dilution of 1:100 (40x lens).

## Immunofluorescence - OCT4 Polyclonal Antibody

# OCT4 Polyclonal Antibody



Catalog Number: 165611

---

Immunofluorescence analysis of U2OS cells using OCT4 antibody at dilution of 1:100. Blue: DAPI for nuclear staining.