

FDXR antibody



Catalog Number: 110611

Product name

FDXR antibody

Specificity

Human, Mouse, Rat; other species not tested.

Antibody description

FDXR Rabbit Polyclonal antibody. Positive WB detected in human adrenal gland tissue. Positive IHC detected in human liver tissue. Observed molecular weight by Western-blot: 54kd

Preparation

This antibody was obtained by immunization of FDXR recombinant protein (Accession Number: NM_024417). Purification method: Antigen affinity purified.

Formulation

PBS with 0.02% sodium azide and 50% glycerol pH 7.3.

Storage

Store at -20°C. DO NOT ALIQUOT

Clonality

Polyclonal

Ig Type

Rabbit IgG

Applications

ELISA, WB, IHC


Dilutions

Recommended Dilution:

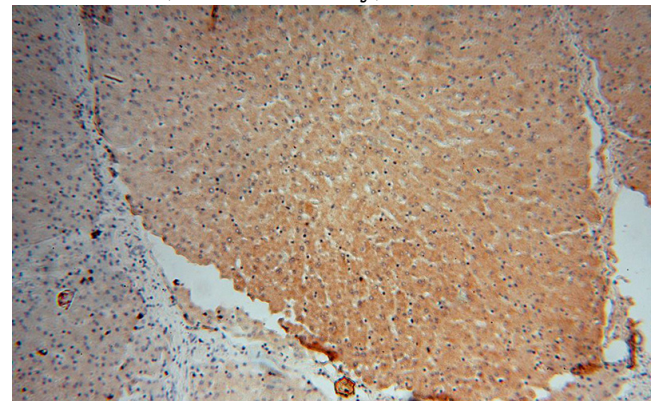
WB: 1:500-1:5000

IHC: 1:20-1:200

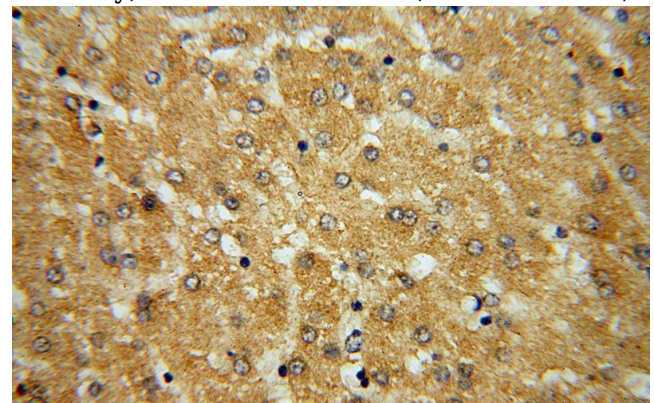
Validations



human adrenal gland tissue were subjected to SDS PAGE followed by western blot with Catalog No:110611(FDXR antibody) at dilution of 1:300



Immunohistochemical of paraffin-embedded human liver using Catalog No:110611(FDXR antibody) at dilution of 1:100 (under 10x lens)



Immunohistochemical of paraffin-embedded human liver using Catalog No:110611(FDXR antibody) at dilution of 1:100 (under 40x lens)