

TPPP antibody

Catalog Number: 116211

Product name

TPPP antibody

Specificity

Human, Mouse; other species not tested.

Antibody description

TPPP Rabbit Polyclonal antibody. Positive IHC detected in human spleen tissue. Positive WB detected in mouse brain tissue, MCF7 cells, mouse spleen tissue. Observed molecular weight by Western-blot: 24-28kd

Preparation

This antibody was obtained by immunization of Peptide (Accession Number: XM_047416674). Purification method: Antigen affinity purified.

Formulation

PBS with 0.02% sodium azide and 50% glycerol pH 7.3.

Storage

Store at -20°C. DO NOT ALIQUOT

Clonality

Polyclonal

Ig Type

Rabbit IgG

Applications

ELISA, WB, IHC


Dilutions

Recommended Dilution:

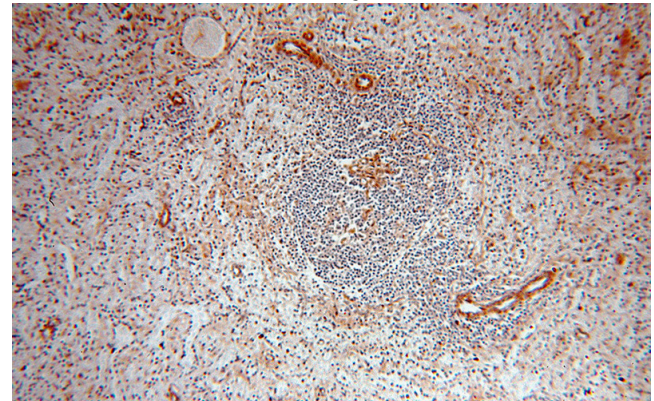
WB: 1:500-1:5000

IHC: 1:20-1:200

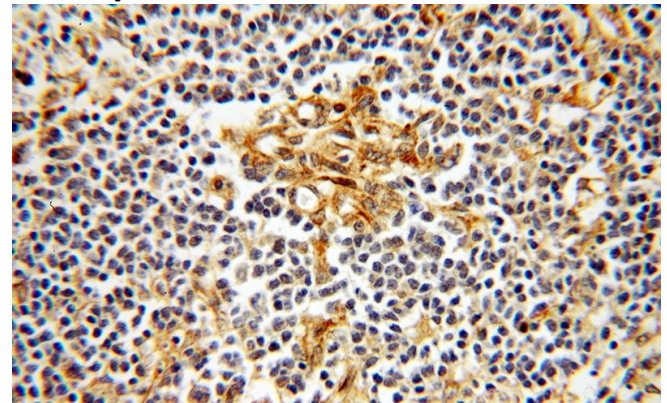
Validations



mouse brain tissue were subjected to SDS PAGE followed by western blot with Catalog No:116211(TPPP antibody) at dilution of 1:500



Immunohistochemical of paraffin-embedded human spleen using Catalog No:116211(TPPP antibody) at dilution of 1:100 (under 10x lens)



Immunohistochemical of paraffin-embedded human spleen using Catalog No:116211(TPPP antibody) at dilution of 1:100 (under 40x lens)