

GCNF antibody

Catalog Number: 110911

Product name

GCNF antibody

IP: 1:200-1:2000

IHC: 1:20-1:200


Specificity

Human, Mouse, Rat; other species not tested.

Validations

Antibody description

GCNF Rabbit Polyclonal antibody. Positive IHC detected in human testis tissue. Positive IP detected in mouse testis tissue. Positive WB detected in PC-3 cells, K-562 cells, mouse testis tissue. Observed molecular weight by Western-blot: 55 kDa



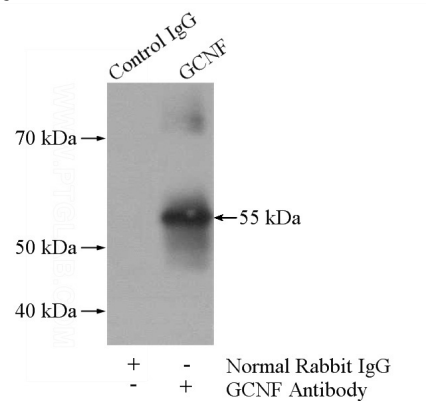
Preparation

This antibody was obtained by immunization of GCNF recombinant protein (Accession Number: NM_001489). Purification method: Antigen affinity purified.

PC-3 cells were subjected to SDS PAGE followed by western blot with Catalog No:110911(NR6A1 antibody) at dilution of 1:300

Formulation

PBS with 0.02% sodium azide and 50% glycerol pH 7.3.



Storage

Store at -20°C. DO NOT ALIQUOT

IP Result of anti-NR6A1 (IP:Catalog No:110911, 4ug; Detection:Catalog No:110911 1:800) with mouse testis tissue lysate 4000ug.

Clonality

Polyclonal

Ig Type

Rabbit IgG

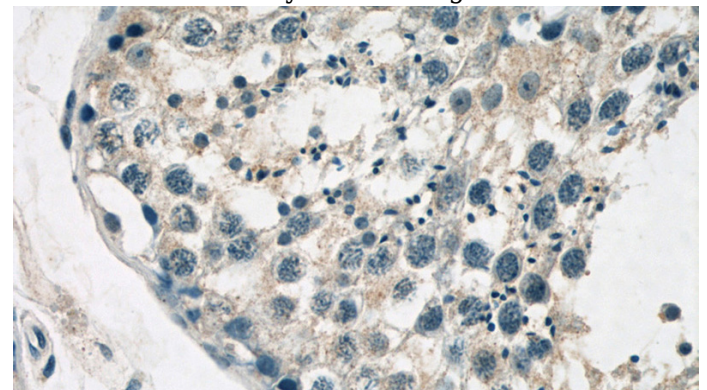
Applications

ELISA, WB, IHC, IP

Dilutions

Recommended Dilution:

WB: 1:500-1:5000



Immunohistochemistry of paraffin-embedded human testis tissue slide using Catalog

GCNF antibody



Catalog Number: 110911

No:110911(NR6A1 Antibody) at dilution of 1:50 (under 40x lens)