

Anti-FAK (3D8) Mouse antibody



Catalog Number: 168111

Product name

Anti-FAK (3D8) Mouse antibody

Specificity

Human

Antibody description

FAK (3D8) Mouse monoclonal antibody

Preparation

Antigen: Purified recombinant human FAK protein fragments expressed in E.coli.

Formulation

PBS(pH 7.4) containing with 0.03% Proclin300 and 50% glycerol.

Storage

Store at 4°C short term. Store at -20°C long term. Avoid freeze / thaw cycle.

Clonality

Monoclonal

Ig Type

Mouse IgG1

Applications

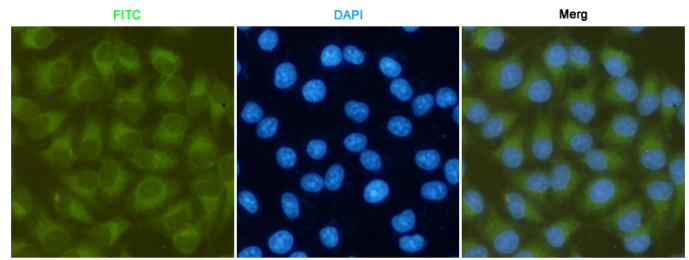
WB, ICC/IF, IP

Dilutions

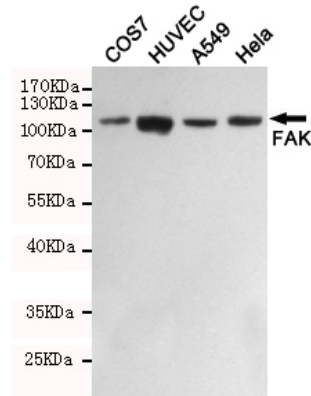
WB: 1/1000

;ICC: 1/200

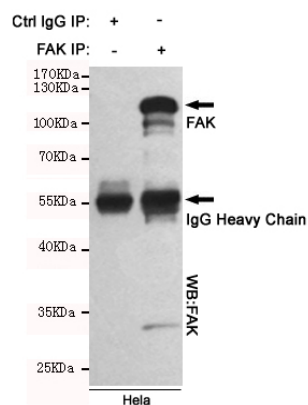
Validations



Immunofluorescent analysis of HeLa cells fixed by anhydrous methanol at -20°C and using FAK mouse mAb (dilution 1:200).



Western blot detection of FAK in COS7, HUVEC, A549 and HeLa cell lysates using FAK mouse mAb (1:1000 diluted). Predicted band size: 125KDa. Observed band size: 125KDa.



Immunoprecipitation analysis of HeLa cell lysates using FAK mouse mAb.