

VWF, VWFpp antibody



Catalog Number: 116811

Product name

VWF, VWFpp antibody

Recommended Dilution:

WB: 1:200-1:2000

Specificity


Human, Mouse, Rat; other species not tested.

IHC: 1:50-1:500

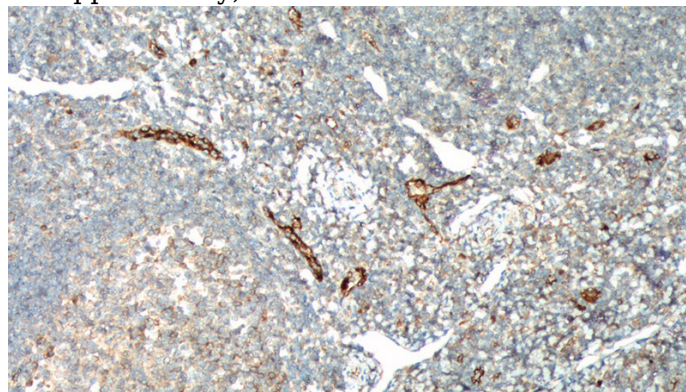
Antibody description

VWF, VWFpp Rabbit Polyclonal antibody. Positive WB detected in Jurkat cells, mouse spleen tissue. Positive IHC detected in human tonsillitis tissue, human brain tissue, human epididymis tissue, human heart tissue, human liver tissue, human lung tissue, human ovary tissue, human placenta tissue, human skin tissue, human spleen tissue. Observed molecular weight by Western-blot: 309-320 kDa, 75-83 kDa

Validations



Jurkat cells were subjected to SDS PAGE followed by western blot with Catalog No:116811(VWF, VWFpp antibody) at dilution of 1:500



Preparation

This antibody was obtained by immunization of VWF, VWFpp recombinant protein (Accession Number: .). Purification method: Antigen affinity purified.

Formulation

PBS with 0.02% sodium azide and 50% glycerol pH 7.3.

Storage

Store at -20°C. DO NOT ALIQUOT

Clonality

Polyclonal

Ig Type

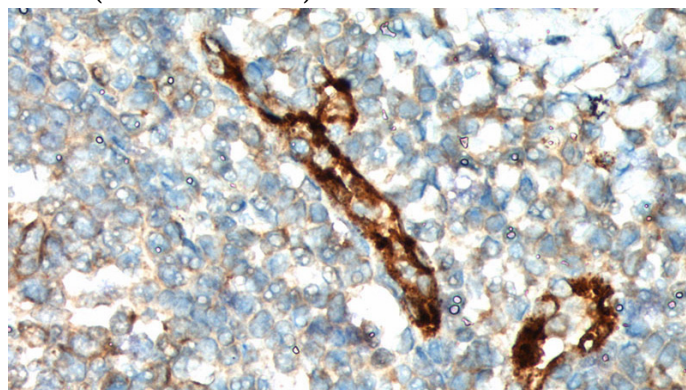
Rabbit IgG

Applications

ELISA, WB, IHC

Dilutions

Immunohistochemistry of paraffin-embedded human tonsillitis tissue slide using Catalog No:116811(VWF, VWFpp Antibody) at dilution of 1:200 (under 10x lens).



VWF, VWFpp antibody



Catalog Number: 116811

Immunohistochemistry of paraffin-embedded human tonsillitis tissue slide using Catalog

No:116811(VWF, VWFpp Antibody) at dilution of 1:200 (under 40x lens).