

CSNK1A1L antibody



Catalog Number: 109601

Product name

CSNK1A1L antibody

WB: 1:500-1:5000

IHC: 1:20-1:200


Specificity

Human, Mouse, Rat; other species not tested.

Validations

Antibody description

CSNK1A1L Rabbit Polyclonal antibody. Positive WB detected in HeLa cells, Transfected HEK-293 cells. Positive IHC detected in human testis tissue, human brain tissue, human kidney tissue, human lung tissue, human ovary tissue, human skin tissue. Observed molecular weight by Western-blot: 70 kDa



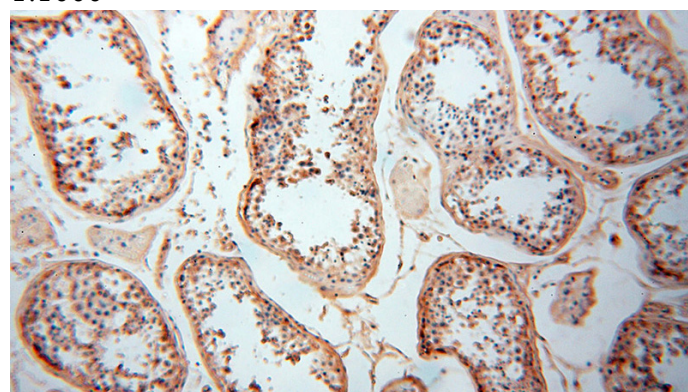
Preparation

This antibody was obtained by immunization of CSNK1A1L recombinant protein (Accession Number: NM_145203). Purification method: Antigen affinity purified.

HeLa cells were subjected to SDS PAGE followed by western blot with Catalog No:109601(CSNK1A1L antibody) at dilution of 1:1000

Formulation

PBS with 0.02% sodium azide and 50% glycerol pH 7.3.



Storage

Store at -20°C. DO NOT ALIQUOT

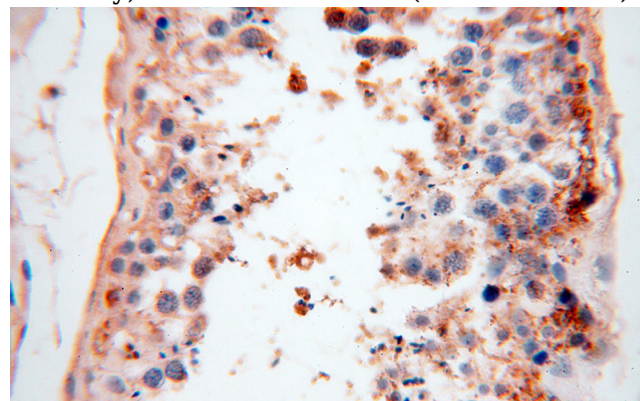
Clonality

Polyclonal

Immunohistochemical of paraffin-embedded human testis using Catalog No:109601(CSNK1A1L antibody) at dilution of 1:100 (under 10x lens)

Ig Type

Rabbit IgG



Applications

ELISA, WB, IHC

Dilutions

Recommended Dilution:

Immunohistochemical of paraffin-embedded

CSNK1A1L antibody



Catalog Number: 109601

human testis using Catalog No:109601(CSNK1A1L antibody) at dilution of 1:100 (under 40x lens)