

BSAP,PAX5 antibody



Catalog Number: 108601

Product name

BSAP,PAX5 antibody

Specificity

Human, Mouse; other species not tested.

Antibody description

BSAP,PAX5 Rabbit Polyclonal antibody. Positive WB detected in Daudi cells, mouse spleen tissue. Positive IHC detected in human tonsillitis tissue. Observed molecular weight by Western-blot: 42 kDa

Preparation

This antibody was obtained by immunization of BSAP,PAX5 recombinant protein (Accession Number: NM_016734). Purification method: Antigen affinity purified.

Formulation

PBS with 0.02% sodium azide and 50% glycerol pH 7.3.

Storage

Store at -20°C. DO NOT ALIQUOT

Clonality

Polyclonal

Ig Type

Rabbit IgG

Applications

ELISA, WB, IHC


Dilutions

Recommended Dilution:

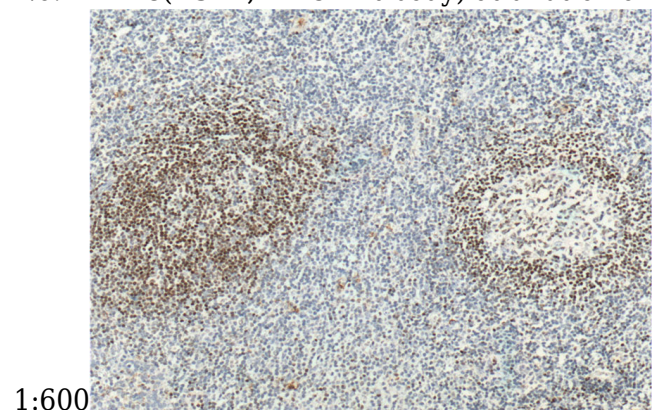
WB: 1:200-1:2000

IHC: 1:50-1:500

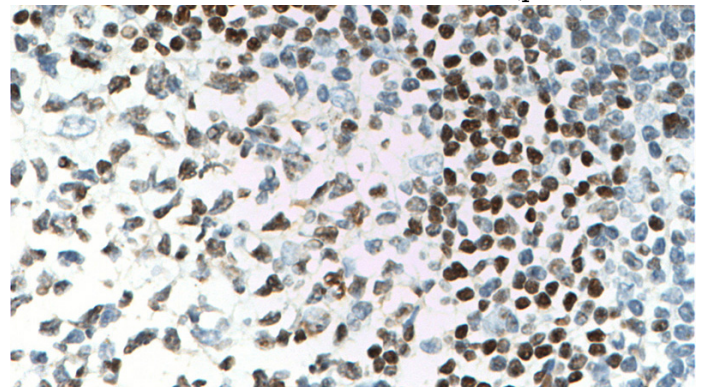
Validations



Daudi cells were subjected to SDS PAGE followed by western blot with Catalog No:117248(BSAP,PAX5 Antibody) at dilution of



Immunohistochemistry of paraffin-embedded human tonsillitis tissue slide using Catalog No:117248(BSAP,PAX5 Antibody) at dilution of 1:100 (under 10x lens). heat mediated antigen retrieved with Sodium Citrate buffer (pH6).



Immunohistochemistry of paraffin-embedded human tonsillitis tissue slide using Catalog

BSAP,PAX5 antibody



Catalog Number: 108601

No:117248(BSAP,PAX5 Antibody) at dilution of

1:100 (under 40x lens). heat mediated antigen retrieved with Sodium Citrate buffer (pH6).