

# TMEM9B antibody



Catalog Number: 116201

## Product name

TMEM9B antibody

## Specificity

Human, Rat, Mouse; other species not tested.

## Antibody description

TMEM9B Rabbit Polyclonal antibody. Positive WB detected in rat liver tissue, mouse colon tissue. Positive IHC detected in human colon cancer tissue. Observed molecular weight by Western-blot: 23,35 kDa

## Preparation

This antibody was obtained by immunization of TMEM9B recombinant protein (Accession Number: NM\_020644). Purification method: Antigen affinity purified.

## Formulation

PBS with 0.1% sodium azide and 50% glycerol pH 7.3.

## Storage

Store at -20°C. DO NOT ALIQUOT

## Clonality

Polyclonal

## Ig Type

Rabbit IgG

## Applications

ELISA, WB, IHC

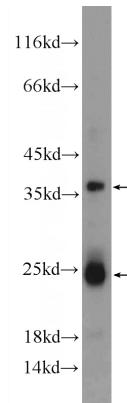
## Dilutions

Recommended Dilution:

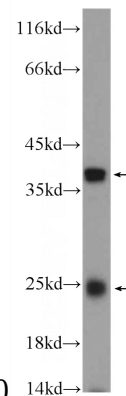
WB: 1:500-1:5000

IHC: 1:20-1:200

## Validations

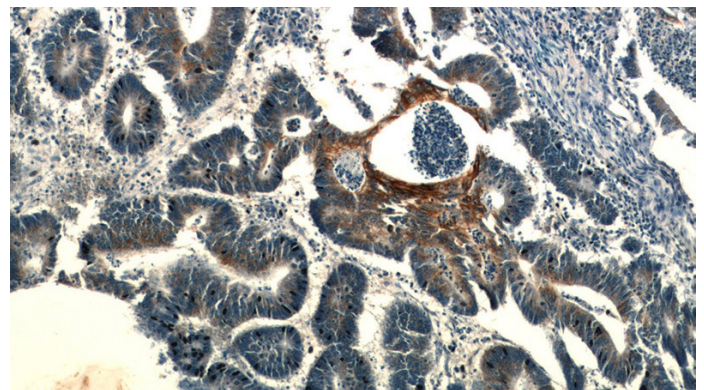


rat liver tissue were subjected to SDS PAGE followed by western blot with Catalog No:116201(TMEM9B Antibody) at dilution of



1:1000

mouse colon tissue were subjected to SDS PAGE followed by western blot with Catalog No:116201(TMEM9B Antibody) at dilution of 1:600



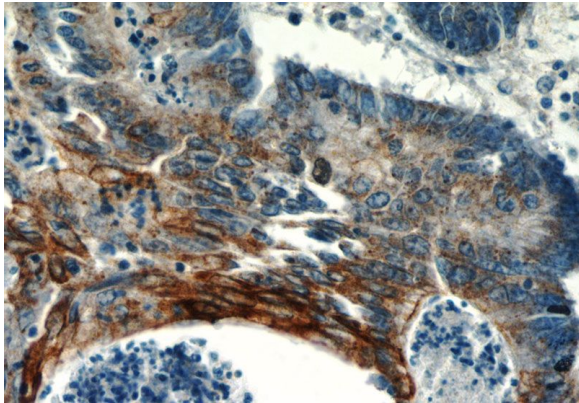
Immunohistochemistry of paraffin-embedded human colon cancer slide using Catalog No:116201(TMEM9B Antibody) at dilution of 1:50

# TMEM9B antibody



Catalog Number: 116201

---



Immunohistochemistry of paraffin-embedded human colon cancer slide using Catalog No:116201(TMEM9B Antibody) at dilution of 1:50